

National
Haemophilia
Council

Adults with Haemophilia and Related Bleeding Disorders Acute Treatment Guidelines

Adult Comprehensive Care Centres (CCC) Ireland:

The National Coagulation Centre (NCC), St. James's Hospital, Dublin 8.	Ph: (01) 4162141
Cork Coagulation Centre, Cork University Hospital, Wilton, Cork City	Ph: (021) 4922278
Haemophilia Treatment Centre, University Hospital Galway, Newcastle Road, Galway.	Ph: (091) 524222

Authoring Department:	National Haemophilia Council	Version Number: Three
Ratified By:	NCC, CUH Comprehensive Centres and UHG HTC	Published Date: 14/03/2023 Review Date: 14/03/2025
Current version of guidelines available only at www.nationalhaemophiliacouncil.ie		
UNCONTROLLED IF PRINTED		

Document Owner		
Position Title	Name	Signature
Chair, NHC	Prof. Niamh O Connell	
Reviewer(s)		
Position Title	Name	Signature
Consultant Haematologist	Prof. Niamh O Connell	
Quality Assurance Officer, NCC	Ms. V Ruth Adora Rao	
Consultant Haematologist	Dr Cleona Duggan	
National Coagulation Factor Concentrate Coordinator	Ms Evelyn Singleton	
Approver(s)		
Position Title	Name	Signature
Chair, NHC	Prof. Niamh O Connell	
Dates		
March, 2023		
Version		
3		

		Document Change Log
Version 2	Layout changes	<ul style="list-style-type: none"> • Table of contents added. • Chapters reallocated to avoid repetition. • Dosage formulas changed to body of text rather than appendix. • Management of Inhibitors detailed in FVIII and FIX. • Hemlibra added as treatment for patients with Factor VIII deficiency and inhibitors • The addition of a new chapter on the management and treatment of Bleed Disorders of Unknown Aetiology.
	Product Changes	<ul style="list-style-type: none"> • CFCs product change: Advate to Elocta • CFCs product change: Benefix to Alprolix
Version 3	Product changes	<ul style="list-style-type: none"> • Factor VIII replacement products added as a treatment of trauma induced or spontaneous bleeding, or if an invasive procedure with a major risk of bleeding is needed. • Alprolix administration guidance • Veyvondi as a treatment for VWD • Coagadex as a treatment for Factor X • Octaplex as a treatment for Factor II • Volumes added to Quick Reference, Appendix 2.
	Layout changes	<ul style="list-style-type: none"> • National Advisory Immunisation Committee (NIAC, 2023) anaphylaxis algorithm added. • Appendix 3 Quick Reference- Emergency treatment of patients with bleeding disorders added.

Authoring Department:	National Haemophilia Council	Version Number: Three
Ratified By:	NCC, CUH Comprehensive Centres and UHG HTC	Published Date: 14/03/2023 Review Date: 14/03/2025
Current version of guidelines available only at www.nationalhaemophilacouncil.ie		
UNCONTROLLED IF PRINTED		

Contents

1.0 Introduction.....	8
1.1 Key Statements	9
1.2 Scope	9
1.3 Definitions/Glossary	10
2.0 Recommended assessment of the patient presenting with a bleeding episode	11
2.1 Communication to CCC and local Haematology service.....	11
3.0 Factor VIII Deficiency (Haemophilia A)	12
3.1 General Information.....	12
3.2 Severity.....	12
3.3 Treatment Administration.....	12
3.4 Clotting Factor Concentrate – Elocta	12
3.4.1 Dose Calculation- Elocta	13
3.4.2 Administration- Elocta	14
3.5 DDAVP/ Desmopressin	14
3.5.1 Dose Calculation- DDAVP/ Desmopressin	14
3.5.2 Dose Administration- DDAVP/ Desmopressin	14
3.5.3 Contraindications/Cautions- DDAVP/ Desmopressin	15
3.6 Tranexamic Acid (Cyklokapron).....	16
3.6.1 Dose Calculation- Tranexamic Acid (Cyklokapron)	16
3.6.2 Dose administration- Tranexamic Acid (Cyklokapron)	17
3.6.3 Contraindications/Cautions- Tranexamic Acid (Cyklokapron).....	17
3.7 Patients with Factor VIII deficiency and inhibitors.....	18
3.7.1.1 Bypassing agents for Factor VIII patients with inhibitors	19
3.7.1.2 Cautions with Bypassing Agents, in patients with Factor VIII inhibitors.....	20
3.7.1.3 Dose Calculation of Bypassing Agents, in patients with Factor VIII inhibitors.....	20
3.7.1.4 Prophylaxis in FVIII deficient patients with inhibitors	20
3.7.2 Hemlibra- FVIII mimetic for prophylaxis.....	21
3.7.2.1 Important information on the use of BPAs in patients on Hemlibra	21
3.7.2.2 Clearance of Hemlibra	21
3.7.2.3 Laboratory assays in patients on Hemlibra.....	21
4.0 Factor IX Deficiency (Haemophilia B).....	23
4.1 General Information.....	23
4.2 Severity.....	23
4.3 Treatment Administration.....	23
4.3.1 Clotting Factor Concentrate - Alprolix	23
4.3.1.1 Dose Calculation- Alprolix.....	24
4.3.1.2 Dose Administration- Alprolix.....	25
4.3.2 Tranexamic Acid (Cyklokapron)	25
4.3.2.1 Dose Calculation- Tranexamic Acid (Cyklokapron)	25
4.3.2.2 Dose administration- Tranexamic Acid (Cyklokapron)	25
4.3.2.3 Contraindications/Cautions- Tranexamic Acid (Cyklokapron)	25
4.4 Patients with Factor IX deficiency and inhibitors	27
4.4.1 Treatment options for patients with Factor IX patients with inhibitors.....	27
4.4.1.1 Bypassing Agents for Factor IX deficiency patients with inhibitors	27
4.4.1.2 Cautions with Bypassing Agents in patients with Factor IX inhibitors	28
4.4.1.3 Dose Calculation of Bypassing Agents in patients with Factor IX inhibitors	29
4.5 Prophylaxis in Factor IX deficient patients with inhibitors	29
5.0 Von Willebrand Disease (VWD)	30

Authoring Department:	National Haemophilia Council	Version Number: Three
Ratified By:	NCC, CUH Comprehensive Centres and UHG HTC	Published Date: 14/03/2023 Review Date: 14/03/2025
Current version of guidelines available only at www.nationalhaemophilicouncil.ie		
UNCONTROLLED IF PRINTED		

5.1 General Information.....	30
5.2 Severity.....	31
5.3 Treatment Administration.....	31
5.3.1 Clotting Factor Concentrate- Wilate.....	32
5.3.1.1 Dose Calculation- Wilate.....	32
5.3.1.2 Dose Administration- Wilate	33
5.3.2 Clotting Factor Concentrate- Veyvondi	33
5.3.2.1 Dose Calculations- Veyvondi.....	33
5.3.2.2 Dose Administration- Veyvondi	34
5.3.3 DDAVP/ Desmopressin	34
5.3.3.1 Dose Calculation- DDAVP/ Desmopressin	34
5.3.3.2 Dose Administration- DDAVP/ Desmopressin	35
5.3.3.3 Contraindications/Cautions- DDAVP/ Desmopressin	35
5.3.4 Tranexamic Acid (Cyklokapron)	36
5.3.4.1 Dose Calculation- Tranexamic Acid (Cyklokapron)	37
5.3.4.2 Dose administration- Tranexamic Acid (Cyklokapron)	37
5.3.4.3 Contraindications/Cautions- Tranexamic Acid (Cyklokapron)	37
6.0 Platelet Function Disorders	39
6.1 General Information.....	39
6.2 Severity.....	39
6.3 Treatment Administration.....	39
6.3.1 Platelet Transfusion.....	40
6.3.2 Recombinant Factor VIIa/NovoSeven.....	40
6.3.2.1 Dose Calculation- Recombinant Factor VIIa/NovoSeven.....	40
6.3.2.2 Dose Administration- Recombinant Factor VIIa/NovoSeven.....	40
6.3.3 DDAVP/ Desmopressin	41
6.3.3.1 Dose Calculation- DDAVP/ Desmopressin	41
6.3.3.2 Dose Administration- DDAVP/ Desmopressin	41
6.3.3.3 Contraindications/Cautions- DDAVP/ Desmopressin	41
6.3.4 Tranexamic Acid (Cyklokapron)	43
6.3.4.1 Dose Calculation- Tranexamic Acid (Cyklokapron)	43
6.3.4.2 Dose administration- Tranexamic Acid (Cyklokapron)	43
6.3.4.3 Contraindications/Cautions- Tranexamic Acid (Cyklokapron)	44
7.0 Rare Bleeding Disorders.....	46
7.1 General Information.....	46
7.2 Severity.....	46
7.3 Treatment Administration.....	46
7.3.1 Dose Calculation- Clotting Factor Concentrate	47
7.3.1.1 Dose Administration- CFC	47
7.3.2 Tranexamic Acid (Cyklokapron)	47
7.3.2.1 Dose Calculation- Tranexamic Acid (Cyklokapron)	48
7.3.2.2 Dose administration- Tranexamic Acid (Cyklokapron)	48
7.3.2.3 Contraindications/Cautions- Tranexamic Acid (Cyklokapron)	48
7.3.3 Clotting Factor Concentrate - Coagadex.....	49
7.3.3.1 Dose Calculations- Coagadex.....	49
7.3.3.2 Dose Administration- Coagadex	50
8.0 Bleeding Disorder of Unknown Aetiology	51
8.1 General Information.....	51
8.2 Severity.....	51
8.3 Treatment Administration.....	51
8.3.1 Tranexamic Acid (Cyklokapron)	51
8.3.1.1 Dose Calculation- Tranexamic Acid (Cyklokapron)	52
8.3.1.2 Dose administration- Tranexamic Acid (Cyklokapron)	52

Authoring Department:	National Haemophilia Council	Version Number: Three
Ratified By:	NCC, CUH Comprehensive Centres and UHG HTC	Published Date: 14/03/2023 Review Date: 14/03/2025
Current version of guidelines available only at www.nationalhaemophiliacouncil.ie		
UNCONTROLLED IF PRINTED		

8.3.1.3 Contraindications/Cautions- Tranexamic Acid (Cyklokapron)	52
8.3.2 DDAVP/ Desmopressin	53
8.3.2.1 Dose Calculation- DDAVP/ Desmopressin	53
8.3.2.2 Dose Administration- DDAVP/ Desmopressin	53
8.3.2.3 Contraindications/Cautions- DDAVP/ Desmopressin	54
9.0 Management of Allergic Reaction to Treatment	56
9.1 Clotting Factor Concentrates	56
9.2 DDAVP/Desmopressin	56
9.3 Platelet or Plasma Transfusion	57
10.0 Initiate 'PRICE' as supportive care for all joint bleeds	58
11.0 Surgical Management of the Patient with a Bleeding Disorder	59
11.1 Pre- Operative Care	59
11.2 Post- Operative Care	59
12.0 Pregnancy Management	61
12.1 Maternal labour, delivery and postpartum period management	61
12.1.1 Neuraxial Anaesthesia	61
12.1.2 Analgesia	62
12.1.3 Post- Partum Management	62
13.0 Management of the infant during labour and delivery	63
13.1 Severe or moderately severe haemophilia	63
13.1.1 Option 1 - Fetal sex assigned as male but Haemophilia status unknown	63
13.1.2 Option 2- Confirmed affected male.....	64
13.1.3 Option 3- Fetal sex assigned as female but Haemophilia carrier status unknown.....	64
13.2 Severe bleeding disorder other than FVIII or FIX deficiency	65
13.3 Mild Haemophilia and Mild Bleeding Disorders.....	66
14.0 References	67
15.0 Appendices	68
Appendix 1: Quick reference- How to calculate an initial dose of clotting factor concentrate	68
Appendix 2: Quick Reference -Administration information on Clotting Factor Concentrates	70
Appendix 3: Quick Reference- Emergency treatment of patients with bleeding disorders	73

Table of Tables

Table 1 Factor VIII Deficiency Severity Categories	12
Table 2 Desired initial Post Treatment Factor Levels for Bleeds Types in Persons with FVIII deficiency	14
Table 3 Important information on patients with a history of FVIII inhibitors	19
Table 4 Dose Calculation of Bypassing agents, in patients with Factor VIII inhibitors	20
Table 5 Factor IX Severity Categories	23
Table 6 Desired Initial Post Treatment Factor Levels for Bleed Types in Persons with FIX deficiency	25
Table 7 Important information on patients with a history of FIX inhibitors	27
Table 8 Dose Calculation of Bypassing Agents for patients with Factor IX deficiency and inhibitors	29
Table 9 The severity and associated presentation of VWF level and activity	31

Authoring Department:	National Haemophilia Council	Version Number: Three
Ratified By:	NCC, CUH Comprehensive Centres and UHG HTC	Published Date: 14/03/2023 Review Date: 14/03/2025
Current version of guidelines available only at www.nationalhaemophilacouncil.ie		
UNCONTROLLED IF PRINTED		

Table 10 Rare bleeding disorders and factor deficiencies- Severity Categories	46
Table 11 Rare Bleeding Disorders – CFC treatments	47

Table of Figures

Figure 1 Anaphylaxis: Management by First Medical Responders (NIAC, 2023)	57
---	----

Authoring Department:	National Haemophilia Council	Version Number: Three
Ratified By:	NCC, CUH Comprehensive Centres and UHG HTC	Published Date: 14/03/2023 Review Date: 14/03/2025
Current version of guidelines available only at www.nationalhaemophilacouncil.ie		
UNCONTROLLED IF PRINTED		

1.0 Introduction

The National Haemophilia Council (NHC) was set up in response to the findings of the Lindsay Tribunal in 2001 and established as a statutory body in 2004 (S.I. No. 451 of 2004.) The principal function of the NHC is to provide advice, information, support and education on all aspects of haemophilia to the Health Minister, Health Service Agencies and Persons with or affected by haemophilia. Under this remit the Council works continuously to provide Clinicians with current and comprehensive evidence-based guidelines for the safe and effective management of persons with haemophilia and related bleeding disorders.

Haemophilia refers to inherited bleeding disorders caused by the absence or low level of specific proteins called clotting factors (specifically factor VIII or factor IX in the blood). Related bleeding disorders are caused by deficiencies in other clotting factors such as VWF or by abnormalities in blood platelets. The most common bleeding disorders are:

- Factor VIII Deficiency (Haemophilia A)
- Factor IX Deficiency (Haemophilia B)
- Von Willebrand Disease (VWD)
- Platelet Function Disorders (PFDs)
- Rare Bleeding Disorders (RBDs) i.e. Inherited deficiencies of Factors I, II, V, VII, X, XI, XIII)

Due to the complexity of haemophilia and its treatment, care of persons with these bleeding disorders should be co-ordinated by a specialist centre known as a Comprehensive Care Centre (CCC).

The specialist multidisciplinary services and care that these centres provide have been shown to contribute significantly to improved outcomes and better quality of life for persons with bleeding disorders. The NHC recommends that all persons diagnosed with a bleeding disorder should be registered with and monitored by one of the designated CCCs in Ireland, which are:

- The National Coagulation Centre (NCC), St. James's Hospital, Dublin 8
- Cork Coagulation Centre, Cork University Hospital.
- Paediatric CCC - Children's Health Ireland at Crumlin – All persons <16 years

However, the NHC recognises that on occasion persons with haemophilia may present to a non-specialist service requiring treatment and/or intervention e.g. with a bleed. In these circumstances non-specialist clinicians are required to assess the patients and initiate management in collaboration with the patient's CCC. Accordingly, the NHC has commissioned these guidelines to assist healthcare professionals in the immediate management of adult persons with haemophilia. The information is presented in condition-specific chapters in which the following information is included:

Authoring Department:	National Haemophilia Council	Version Number: Three
Ratified By:	NCC, CUH Comprehensive Centres and UHG HTC	Published Date: 14/03/2023 Review Date: 14/03/2025
Current version of guidelines available only at www.nationalhaemophilacouncil.ie		
UNCONTROLLED IF PRINTED		

- General Information
- Disease Severity
- Bleed / Suspected Bleed Management

The management of the allergic reactions to CFCs, surgical management, the management of pregnancy including the management of labour and the management of the newborn, are all dealt with in separate chapters.

1.1 Key Statements

- Acute treatment of all persons with an inherited bleeding disorder should be co-ordinated by the CCC with which the patient is registered. These guidelines should be used in the management of persons with bleeding disorders as an adjunct to advice received from the CCC.
- In the event a person with a diagnosis of haemophilia or related bleeding disorder presents to a hospital requiring assessment and/or treatment and/or intervention the treating Clinician should:
 - Contact the CCC (the patient should have a registration card detailing their diagnosis and CCC)
 - Confirm the bleeding disorder diagnosis, factor level and treatment of choice with the CCC
 - Agree a management and follow up plan with the CCC.
- Prescribers must ensure that they prescribe the correct clotting factor concentrate e.g. Elocta for FVIII deficiency and Alprolix for FIX deficiency.
- The Prescriber must note that not all patients with mild FVIII or FIX deficiency require clotting factor concentrate as the use of alternative treatments may be indicated e.g. DDAVP or Tranexamic Acid. The patient's treatment of choice must be confirmed with the relevant CCC.
- Persons under the age of 16 years (Children) should be treated in accordance with paediatric guidelines.

1.2 Scope

These Guidelines apply to:

Adults with Inherited Bleeding Disorders who require immediate treatment/intervention in non-specialist centres including the following;

- Factor VIII Deficiency (Haemophilia A)
- Factor IX Deficiency (Haemophilia B)
- Von Willebrands Disease
- Rare bleeding disorders (inherited deficiencies of factors I (Fibrinogen), II, V, VII, X, XI, XIII)
- Inherited disorders of Platelet function

Authoring Department:	National Haemophilia Council	Version Number: Three
Ratified By:	NCC, CUH Comprehensive Centres and UHG HTC	Published Date: 14/03/2023 Review Date: 14/03/2025
Current version of guidelines available only at www.nationalhaemophilacouncil.ie		
UNCONTROLLED IF PRINTED		

1.3 Definitions/Glossary

Throughout this document the following abbreviations / acronyms are used:

VWD	Von Willebrand Disease	CUH	Cork University Hospital
VWF	Von Willebrand Factor	SJH	St James's Hospital
CCC	Comprehensive Care Centre	CVAD	Central Venous Access Device
CFC	Clotting Factor Concentrates and other biological products	PICC	Peripherally Inserted Central Catheters
BPA s	Bypassing agents	SPC	Summary of Product characteristics
RCo	Ristocetin Cofactor Activity	CBA	Collagen binding assays

Authoring Department:	National Haemophilia Council	Version Number: Three
Ratified By:	NCC, CUH Comprehensive Centres and UHG HTC	Published Date: 14/03/2023 Review Date: 14/03/2025
Current version of guidelines available only at www.nationalhaemophilicouncil.ie		
UNCONTROLLED IF PRINTED		

Assessment of patient

2.0 Recommended assessment of the patient presenting with a bleeding episode

- Perform initial evaluation and assessment.
- Identify the site of the suspected bleed
- Assess for compression of vital structures e.g. airway, nerves or blood vessels, and manage accordingly.
- Undertake pain assessment and treat accordingly- e.g. SJH Pain Management Guidelines
- Where possible, obtain details from the patient or relative regarding the bleeding disorder diagnosis, factor level, inhibitor status and treatment of choice
- Check if the patient is carrying their bleeding disorder registration card
- Weigh the patient or estimate weight where necessary
- Confirm the date, time and dose of the last factor concentrate infusion received (especially important if the patient usually takes prophylaxis)
- Undertake initial blood testing to include: FBC, Biochemistry, Group and Cross-match, PT/APTT and Factor Levels – at least 6 mls blood in citrate sample bottles (note that levels do not need to be reported in order to treat a bleed as the dose can be calculated if the date of the last CFC treatment and the registered baseline factor level are known)
- Arrange appropriate imaging but **DO NOT DELAY** haemostatic treatment if a bleed is suspected. Treat first, image after.
- If in doubt manage as a bleed, but consider alternative diagnosis and investigate accordingly.

2.1 Communication to CCC and local Haematology service

- **Contact the patient's CCC IMMEDIATELY following the initial assessment**
- Confirm the patient's bleeding disorder diagnosis, factor level, inhibitor status and treatment of choice
- Agree a management plan and follow up with the CCC
- The local Haematology service should be made aware of the management plan agreed with the CCC, this is to allow the local team to give local advice and support to the patient and the healthcare team, and also to manage local treatment stock levels with the Blood Transfusion laboratory.

While this document aims to give guidance and direction to healthcare professionals the information in this document must be supplemented by the use of product SPCs which are available on the following website www.hpra.ie/Medicines/findamedicine

Authoring Department:	National Haemophilia Council	Version Number: Three
Ratified By:	NCC, CUH Comprehensive Centres and UHG HTC	Published Date: 14/03/2023 Review Date: 14/03/2025
Current version of guidelines available only at www.nationalhaemophiliacouncil.ie		
UNCONTROLLED IF PRINTED		

Factor VIII Deficiency (Haemophilia A)

3.0 Factor VIII Deficiency (Haemophilia A)

3.1 General Information

Factor VIII deficiency (Haemophilia A) is a bleeding disorder caused by a deficiency of clotting factor VIII. This condition affects 1 in 5,000 male live births and is five times more common than Factor IX deficiency (Haemophilia B). Female carriers of Haemophilia A may have low FVIII levels and one third have levels similar to mild Haemophilia i.e. 5-40% (0.05-0.40 IU/ml). These affected females may also need treatment for bleeding, menorrhagia, prior to surgery or labour and delivery.

3.2 Severity

Severity relates to the baseline level of factor VIII.

Severity	Factor VIII Activity Level
Severe disease	<1% (<0.01 IU/ml)
Moderate disease	1–5% (0.01-0.05 IU/ml)
Mild disease	>5% (>0.05 IU/ml)

Table 1 Factor VIII Deficiency Severity Categories

3.3 Treatment Administration

- Prescribers must ensure that they prescribe the correct clotting factor concentrate e.g. Elocta for FVIII deficiency
- The prescriber must note that not all patients with mild FVIII deficiency require clotting factor concentrate, and the use of alternative treatments may be indicated e.g. DDAVP and/or Tranexamic Acid
- The patient's treatment of choice must be confirmed with the relevant CCC.

The Clinician should establish the treatment of choice i.e. Elocta, DDAVP®/Desmopressin Injection and/or Tranexamic Acid. Clotting Factor Concentrates for acute treatment are held in the Blood Transfusion department of each hospital.

3.4 Clotting Factor Concentrate – Elocta

Please refer to product SPC for the most up to date information, advice and cautions.

Authoring Department:	National Haemophilia Council	Version Number: Three
Ratified By:	NCC, CUH Comprehensive Centres and UHG HTC	Published Date: 14/03/2023 Review Date: 14/03/2025
Current version of guidelines available only at www.nationalhaemophiliacouncil.ie		
UNCONTROLLED IF PRINTED		

Factor VIII Deficiency (Haemophilia A)

Elocta is the factor used in the treatment and prophylaxis of bleeding in patients with congenital factor VIII deficiency.

Elocta comes as a powder and solvent in a pre-filled syringe that must be reconstituted for solution

It is administered as a bolus infusion.

3.4.1 Dose Calculation- Elocta

Bolus Dosing in FVIII Deficiency CFC i.e. Elocta

Rise required = desired level of factor concentrate (%) minus baseline factor level (%)

Note: 100% = 1.0 IU/ml, 50% = 0.5 IU/ml, 5% = 0.05 IU/ml)

$$\text{Dose required} = \frac{\text{Rise required (\%)} \times \text{Weight (kgs)}}{K}$$

K factor for FVIII = 2

$$\frac{100\% (1.0 \text{ IU/ml}) - 0\% (<0.01 \text{ IU/ml}) \times 50\text{kg}}{2} = 2500 \text{ units}$$

Example:

A 50kg patient with a FVIII: C* <0.01 IU/ml (<1%) who needs a post factor level of 1.0 IU/ml (100%) will require 2500 units FVIII concentrate. Round up to the nearest available vial size.

Bleeding Site	Target initial post treatment FVIII Factor levels
Major bleed	1.0 IU/ml (100%)
CNS or bleed involving peripheral nerve	1.0 IU/ml (100%)
Ileopsoas /retroperitoneal	1.0 IU/ml (100%)
Tongue/neck/retropharyngeal	1.0 IU/ml (100%)
Gastro-intestinal	1.0 IU/ml (100%)
Haemarthrosis	0.5 – 0.7 (50 - 70%) IU/ml
Minor bleed	0.5 IU/ml (50%)
Laceration requiring sutures	0.4 IU/ml (40%)
Haematuria	High fluid intake +/- rise to 0.3-0.5 IU/ml (30-50%)
Minor surgery (angiogram, lumbar puncture)	1.0 IU/ml (100%)

Authoring Department:	National Haemophilia Council	Version Number: Three
Ratified By:	NCC, CUH Comprehensive Centres and UHG HTC	Published Date: 14/03/2023 Review Date: 14/03/2025
Current version of guidelines available only at www.nationalhaemophiliacouncil.ie		
UNCONTROLLED IF PRINTED		

Factor VIII Deficiency (Haemophilia A)

Liver biopsy or central venous catheter	1.0 IU/ml (100%)
Major surgery	1.0IU/ml (100%)

Table 2 Desired initial Post Treatment Factor Levels for Bleeds Types in Persons with FVIII deficiency

Pre filled glass syringes are not compatible with clave connectors, therefore if administering Elocta via a clave connector, PICC line or CVAD the reconstituted solution should be drawn into a plastic syringe prior to administration.

3.4.2 Administration- Elocta

- Elocta should be administered as a slow intravenous push at a rate not exceeding 10mls per minute.
- **A post treatment factor level should be drawn 20 minutes' post administration** (two coagulation samples send to local laboratory for forwarding to the CCC for analysis).
- Liaise with CCC regarding the post treatment level result in case further treatment is required.

3.5 DDAVP/ Desmopressin

Please refer to product SPC for the most up to date information, advice and cautions.

DDAVP® solution for injection (Desmopressin Acetate) is a synthetic analogue of the natural hormone arginine vasopressin. It is indicated for use in managing bleeds in some persons with Factor VIII deficiency and Von Willebrand disease/Low VWF by increasing plasma levels of FVIII and VWF.

3.5.1 Dose Calculation- DDAVP/ Desmopressin

DDAVP is administered intravenously at a dose of 0.3 micrograms/kg.

The maximum total dose recommended for any patient is 27 micrograms.

Example: A 60kg patient requiring DDAVP, the dose should be calculated as 60 kg x 0.3 micrograms = 18 micrograms.

3.5.2 Dose Administration- DDAVP/ Desmopressin

Authoring Department:	National Haemophilia Council	Version Number: Three
Ratified By:	NCC, CUH Comprehensive Centres and UHG HTC	Published Date: 14/03/2023 Review Date: 14/03/2025
Current version of guidelines available only at www.nationalhaemophiliacouncil.ie		
UNCONTROLLED IF PRINTED		

Factor VIII Deficiency (Haemophilia A)

DDAVP comes in 1ml ampoule which contains Desmopressin acetate 4 micrograms per ml in a sterile, aqueous solution for injection

DDAVP should be added to 100mls of normal saline using an aseptic technique.

The 100ml solution should be administered intravenously over 30-60 minutes.

Example: A 60kg patient requiring DDAVP - The intravenous preparation has a concentration of 4 micrograms /ml. Therefore, the intravenous dose for a 60kg patient (18 micrograms) will be prepared by diluting 4.5mls of DDAVP in 100mls of normal saline and this will be administered IV over 30-60 minutes.

3.5.3 Contraindications/Cautions- DDAVP/ Desmopressin

DDAVP is contraindicated in patients with:

- Hypersensitivity to the active substance or to any of the excipients listed in the SPC
- Habitual or psychogenic polydipsia
- A history of unstable angina and/or known or suspected cardiac insufficiency and other conditions requiring treatment with diuretics
- Known hyponatraemia
- Syndrome of inappropriate ADH secretion (SIADH)
- Von Willebrands disease type II B where the administration of Desmopressin may result in pseudothrombocytopenia due to the release of clotting factors which cause platelet aggregation

Special warnings and precautions for use:

Fluid balance

- DDAVP should only be administered under the supervision of a specialist with appropriate laboratory facilities available for monitoring of the patient.
- It is recommended to maintain fluid and electrolyte balance. Treatment without concomitant reduction of fluid intake may lead to fluid retention and/or hyponatraemia with or without accompanying warning signs or symptoms. Local practice is to ensure no more than 1.5 litres total fluid intake in adults in 24 hours post DDAVP infusion.
- Infants, elderly and patients with serum sodium levels in the lower range of normal may have increased risk of hyponatraemia Treatment with DDAVP should be interrupted or carefully adjusted during acute intercurrent illnesses characterised by fluid and/or electrolyte imbalance (such as systemic infections, fever, gastroenteritis) as well as in excessive bleeding, and the fluid and electrolyte balance should be carefully monitored.
- Special attention should be given when Desmopressin is co-administered with other drugs affecting water and or sodium homeostasis. In patients with chronic therapy with drugs affecting water and/or sodium homeostasis, DDAVP/Desmopressin Injection should be administered after confirmation of normal baseline sodium.

Authoring Department:	National Haemophilia Council	Version Number: Three
Ratified By:	NCC, CUH Comprehensive Centres and UHG HTC	Published Date: 14/03/2023 Review Date: 14/03/2025
Current version of guidelines available only at www.nationalhaemophiliacouncil.ie		
UNCONTROLLED IF PRINTED		

Factor VIII Deficiency (Haemophilia A)

- When repeated doses are used to control bleeding in haemophilia or von Willebrands disease, care should be taken to prevent fluid overload. Fluid should not be forced, orally or parenterally, and patients should only take as much fluid as they require to satisfy thirst. Intravenous infusions should not be left up as a routine after surgery. Fluid accumulation can be readily monitored by weighing the patient or determining plasma sodium or osmolality.

Thrombotic Risk

- Due to post marketing reports, with DDAVP/Desmopressin injection, of deep vein thrombosis, cerebrovascular accident and disorder (Stroke), cerebral thrombosis, myocardial infarction, angina pectoris and chest pain, considerations should be taken before using DDAVP/Desmopressin injection in elderly patients and in patients with risk factors and history of thrombosis, thrombophilia and known cardiovascular disease. In practice DDAVP is not usually recommended for patients > 55years.

Other Conditions

- Care should be taken with patients who have reduced renal function and/or cardiovascular disease or cystic fibrosis.
- The benefits of Desmopressin versus other haemostatic therapies should be carefully assessed in situations where prolonged haemostasis is required including active post-operative bleeding and variceal bleeding in patients with cirrhosis
- Continuous blood pressure monitoring is recommended during infusion of DDAVP/Desmopressin Injection
- Precautions must be taken in patients at risk for increased intra cranial pressure.
- Precautions must be taken in patients with moderate and severe renal insufficiency (creatinine clearance below 50ml/min)

3.6 Tranexamic Acid (Cyklokapron)

Please refer to product SPC for the most up to date information, advice and cautions.

Tranexamic Acid is an anti-fibrinolytic agent, indicated in patients with haemophilia for short-term use (two to eight days), to reduce or prevent haemorrhage.

Tranexamic Acid is available in tablet and Intravenous Injection form.

3.6.1 Dose Calculation- Tranexamic Acid (Cyklokapron)

- **Oral / Tablet form (500 mg Tranexamic Acid)**

Authoring Department:	National Haemophilia Council	Version Number: Three
Ratified By:	NCC, CUH Comprehensive Centres and UHG HTC	Published Date: 14/03/2023 Review Date: 14/03/2025
Current version of guidelines available only at www.nationalhaemophiliacouncil.ie		
UNCONTROLLED IF PRINTED		

Factor VIII Deficiency (Haemophilia A)

Recommended dose 15-25 mg/kg TDS or QDS (usually 1g TDS or QDS)

- **Intravenous** Injection (500mg in 5ml ampoule)

Recommended dose 10 mg/kg TDS

3.6.2 Dose administration- Tranexamic Acid (Cyklokapron)

Bolus injection – The required dose can be administered undiluted, very slowly i.e. at a rate of 100mg/min.

Intravenous Infusion – The required dose can be diluted in 100mls normal saline and given as an infusion over 30 minutes.

3.6.3 Contraindications/Cautions- Tranexamic Acid (Cyklokapron)

Cyklokapron tablets are contraindicated in patients with:

- Severe renal impairment
- Subarachnoid haemorrhage
- History of venous or arterial thrombosis
- Fibrinolytic conditions following consumption coagulopathy
- History of convulsions
- Hypersensitivity to Tranexamic acid or any of the other ingredients.

Special warnings and precautions for use of Cyklokapron tablets:

- Reduction in dosage recommended in patients with renal insufficiency.
- Use with caution in patients with massive haematuria from the upper urinary tract.
- Use with caution when intravascular coagulation is in progress.
- Patients with a high risk of thrombosis (a previous thromboembolic event and a family history of thromboembolic disease) should only use Cyklokapron tablets if there is a strong medical indication and under strict medical supervision.
- Patients with irregular menstrual bleeding should not use Cyklokapron Tablets until the cause of the irregularity has been established.
- Tranexamic acid should be administered with care in patients receiving oral contraceptives because of increased risk of thrombosis.

Cyklokapron solution for injection or infusion is contraindicated in patients with:

- Hypersensitivity to Tranexamic Acid or any of the other ingredients.
- Acute venous or arterial thrombosis
- Fibrinolytic conditions following consumption coagulopathy except in those with predominant activation of the fibrinolytic system with acute severe bleeding

Authoring Department:	National Haemophilia Council	Version Number: Three
Ratified By:	NCC, CUH Comprehensive Centres and UHG HTC	Published Date: 14/03/2023 Review Date: 14/03/2025
Current version of guidelines available only at www.nationalhaemophiliacouncil.ie		
UNCONTROLLED IF PRINTED		

Factor VIII Deficiency (Haemophilia A)

- Severe renal impairment
- History of convulsions
- Intrathecal and intraventricular injection, intracerebral application (risk of cerebral oedema and convulsions)
- Tranexamic Acid should not be administered by the intramuscular route

Special warnings and precautions for use of Cyklokapron solution for injection or infusion:

- Convulsions
- Visual Disturbances
- Haematuria
- Thromboembolic events
- Administer with care in patients receiving oral contraceptives because of increased risk of thrombosis
- Disseminated intravascular coagulation.

Caution should be used when administering Tranexamic acid to patients receiving FEIBA or recombinant factor VIIa (risk of thrombosis).

3.7 Patients with Factor VIII deficiency and inhibitors

- Inhibitors (antibodies against infused FVIII concentrate) are a common occurrence in FVIII deficiency (Haemophilia A).
- The incidence of inhibitor development is approximately 30% and a FVIII inhibitor may be present at low levels (“low responding”, inhibitor titre <5 Bethesda Units (BU)) or high levels (“high responding”, inhibitor titre ≥ 5BU).
- Not all inhibitors are persistent, as low responding inhibitors may wane with continued regular factor infusions or high responding inhibitors may be cleared with immune tolerance therapy.
- A small number of patients have persistent, high responding inhibitors and these patients cannot receive FVIII concentrate to treat or prevent bleeding but should receive alternative treatments such as bypassing agents or Hemlibra (see below).
- Patients with FVIII deficiency have a life-long risk of developing an inhibitor although the majority of inhibitors occur before the first 50 (and often before the first 20) exposure days.
- Patients with mild FVIII deficiency, who only require FVIII concentrate intermittently, may be well into adulthood before reaching 20 exposure days.
- It is important to identify patients with FVIII deficiency that have a current or past history of inhibitors.

Authoring Department:	National Haemophilia Council	Version Number: Three
Ratified By:	NCC, CUH Comprehensive Centres and UHG HTC	Published Date: 14/03/2023 Review Date: 14/03/2025
Current version of guidelines available only at www.nationalhaemophiliacouncil.ie		
UNCONTROLLED IF PRINTED		

Factor VIII Deficiency (Haemophilia A)

In all cases where there is a history of an inhibitor, it is crucial to contact the patient's CCC to confirm the patient's optimal treatment regimen.

Critical information that is required to be obtained is listed below and can be confirmed with the patient or on the patient's registration card from their Comprehensive Care Centre (CCC).

Important information on patients with a history of FVIII inhibitors
Is inhibitor present currently or in past history?
What is patient's current treatment of choice?
Has patient ever received Immune tolerance treatment? If yes, when was this given and did the patient achieve eradication of the inhibitor?

Table 3 Important information on patients with a history of FVIII inhibitors

3.7.1 Treatment Options for Factor VIII patients with inhibitors

3.7.1.1 Bypassing agents for Factor VIII patients with inhibitors

Bypassing agents (BPA) are clotting factor concentrates designed to "bypass" the need for FVIII and are given when the patient's inhibitor titre means that FVIII concentrates will not be effective (high responding inhibitors) or when the past history of inhibitors was so severe that further exposure to FVIII is contra-indicated, (An example of this is where a patient with mild FVIII deficiency develops an inhibitor which cross-reacts with their endogenous FVIII and this results in the development of severe FVIII deficiency).

Please refer to product SPC for the most up to date information, advice and cautions.

There are two bypassing agents available in Ireland:

- **Feiba** – an activated prothrombin complex concentrate (aPCC) containing factors II, VII, IX and X. The clotting factors are present in their inactive (zymogen) form and also in an activated form, as activation occurs as part of the manufacturing process. Feiba is derived from human blood donations and the product is dual virally inactivated.
- **NovoSeven** – recombinant activated factor VII (rFVIIa) can activate Factor X on the surface of activated platelets and thus, overcome the absence of FVIII. The dose of activated factor VII is supra-physiological (about 10 times the normal level of FVII in the blood).

Authoring Department:	National Haemophilia Council	Version Number: Three
Ratified By:	NCC, CUH Comprehensive Centres and UHG HTC	Published Date: 14/03/2023 Review Date: 14/03/2025
Current version of guidelines available only at www.nationalhaemophiliacouncil.ie		
UNCONTROLLED IF PRINTED		

Factor VIII Deficiency (Haemophilia A)

NovoSeven is a fully recombinant clotting factor and does not contain human derived material.

3.7.1.2 Cautions with Bypassing Agents, in patients with Factor VIII inhibitors

- Arterial and venous thrombotic complications have been reported during and after treatment with BPAs.
- Be aware of other risk factors for thrombosis in patients receiving BPAs and mitigate these where possible e.g. use of mechanical thromboprophylaxis if appropriate, avoidance of smoking, maintain ideal body weight, minimise periods of immobility.
- Use BPAs at the lowest effective dose and for the shortest duration possible when treating acute bleeding or managing invasive procedures.
- Avoid concomitant antifibrinolytic drugs e.g. Tranexamic acid unless advised by CCC (See also advice on dosing below).

3.7.1.3 Dose Calculation of Bypassing Agents, in patients with Factor VIII inhibitors

Please refer to product SPC for the most up to date information, advice and cautions.

BPA	Initial dose	Subsequent dose and frequency	Important Notes
Feiba	50-80 units/kg	50 units/kg every 8-12 hours	DO NOT EXCEED a total dose of 200 units/kg in a 24-hour period
NovoSeven	90 micrograms/kg	90 micrograms/kg every 2-4 hours	

Table 4 Dose Calculation of Bypassing agents, in patients with Factor VIII inhibitors

3.7.1.4 Prophylaxis in FVIII deficient patients with inhibitors

BPAs may be used for prophylaxis as documented below:

- Feiba 50-80 units/kg IV three times per week
- NovoSeven 90 micrograms/kg three times per week or more frequently if required (may be given daily)

Authoring Department:	National Haemophilia Council	Version Number: Three
Ratified By:	NCC, CUH Comprehensive Centres and UHG HTC	Published Date: 14/03/2023 Review Date: 14/03/2025
Current version of guidelines available only at www.nationalhaemophiliacouncil.ie		
UNCONTROLLED IF PRINTED		

Factor VIII Deficiency (Haemophilia A)

3.7.2 Hemlibra- FVIII mimetic for prophylaxis

Please refer to product SPC for the most up to date information, advice and cautions.

- Hemlibra is a bispecific antibody which acts to co-locate FIXa and FX on the surface of activated platelets and so mimics the role of FVIII as a co-factor in coagulation.
- It is administered subcutaneously and may be given once a week, once a fortnight or once every 4 weeks.
- The purpose of Hemlibra is to prevent spontaneous bleeding – IT DOES NOT NORMALISE HAEMOSTASIS. Therefore, haemostatic treatment may still be needed on demand if a patient on Hemlibra suffers a trauma, needs a surgery or invasive procedure or suffers a breakthrough, spontaneous bleed.
- Hemlibra CANNOT be used to treat an acute bleed and a BPA or a Factor VIII replacement product such as Elocta is needed if the patient has bleeding due to a trauma or spontaneously or if an invasive procedure with a major risk of bleeding is needed.

3.7.2.1 Important information on the use of BPAs in patients on Hemlibra

- **The only BPA suitable for use in patients on Hemlibra is NovoSeven.**
- Feiba is relatively contraindicated due to the emergence of thrombosis and thrombotic microangiopathy in patients receiving Feiba at doses > 100 units/kg/24 hours in clinical trials. The use of Feiba must be authorised by a Consultant Haematologist at the patient's CCC.
- Antifibrinolytic therapy (Tranexamic acid 1 g TDS PO or IV) may be used in conjunction with Hemlibra and may be sufficient when used alone for minor bleeds or minor surgeries.

3.7.2.2 Clearance of Hemlibra

- Hemlibra is an antibody, similar to IgG.
- The half- life of Hemlibra is approximately 4 weeks.
- If Hemlibra is stopped, the effects of Hemlibra on haemostasis and laboratory assays may persist for up to 6 months after the last dose.

3.7.2.3 Laboratory assays in patients on Hemlibra

- The APTT will shorten significantly in patients on Hemlibra, often into the lower end of the normal range or less than the lower limit of normal. This does NOT give an indication that

Authoring Department:	National Haemophilia Council	Version Number: Three
Ratified By:	NCC, CUH Comprehensive Centres and UHG HTC	Published Date: 14/03/2023 Review Date: 14/03/2025
Current version of guidelines available only at www.nationalhaemophiliacouncil.ie		
UNCONTROLLED IF PRINTED		

Factor VIII Deficiency (Haemophilia A)

haemostasis is “normal” and haemostatic treatment may still be needed for bleeding or prior to an invasive procedure.

- Factor VIII levels cannot be measured using a clotting Factor VIII assay (FVIII: C) as Hemlibra interferes with the assay and completely erroneous levels will be reported.
- Factor VIII assays and inhibitor screens can only be measured using a suitable chromogenic assay, provided in the National Coagulation Laboratory (NCL), St. James’s Hospital – please contact the NCC and the NCL directly if lab testing is required.

Authoring Department:	National Haemophilia Council	Version Number: Three
Ratified By:	NCC, CUH Comprehensive Centres and UHG HTC	Published Date: 14/03/2023 Review Date: 14/03/2025
Current version of guidelines available only at www.nationalhaemophiliacouncil.ie		
UNCONTROLLED IF PRINTED		

Factor IX Deficiency (Haemophilia B)

4.0 Factor IX Deficiency (Haemophilia B)

4.1 General Information

Factor IX deficiency (Haemophilia B) is a bleeding disorder caused by a deficiency of clotting factor IX.

This condition affects around 1 in 25,000 to 30,000 males (about 5 times rarer than Haemophilia A). Female carriers of Haemophilia B may have low factor IX levels and one third have levels similar to mild Haemophilia i.e. 5-40% (0.05-0.40 IU/ml). These affected females may also need treatment for bleeding, menorrhagia or prior to surgery or labour and delivery.

4.2 Severity

Severity relates to the baseline level of factor IX.

Severity	Factor IX Activity Level
Severe disease	<1% (<0.01 IU/ml)
Moderate disease	1–5% (0.01-0.05 IU/ml)
Mild disease	>5% (>0.05 IU/ml)

Table 5 Factor IX Severity Categories

4.3 Treatment Administration

- Prescribers must ensure that they prescribe the correct clotting factor concentrate e.g. i.e. Alprolix for FIX deficiency
- In doing so the Prescriber must note that not all patients with mild FIX deficiency require clotting factor concentrate and the use of alternative treatments may be indicated e.g. Tranexamic Acid
- The patient's treatment of choice must be confirmed with the relevant CCC.

The Clinician should establish the treatment of choice i.e. Alprolix and/or Tranexamic Acid. Clotting Factor Concentrates for acute treatment are held in the Blood Transfusion department of each hospital.

4.3.1 Clotting Factor Concentrate - Alprolix

Please refer to product SPC for the most up to date information, advice and cautions.

Authoring Department:	National Haemophilia Council	Version Number: Three
Ratified By:	NCC, CUH Comprehensive Centres and UHG HTC	Published Date: 14/03/2023 Review Date: 14/03/2025
Current version of guidelines available only at www.nationalhaemophiliacouncil.ie		
UNCONTROLLED IF PRINTED		

Factor IX Deficiency (Haemophilia B)

Alprolix is the clotting factor concentrate used as the first line treatment and prophylaxis of bleeding in patients with FIX deficiency.

Alprolix comes as a powder with an accompanying solvent of sodium chloride solution.

Alprolix is administered as a bolus infusion.

4.3.1.1 Dose Calculation- Alprolix

The required dose must be determined by calculating the patient's weight and the required post treatment factor level that is determined by the severity and location of the bleed and the patient's clinical condition.

Bolus Dosing in FIX Deficiency CFC: Alprolix

Rise required = desired level of factor concentrate (%) minus baseline factor level (%)

(Note: 100% = 1.0 IU/ml, 50% = 0.5 IU/ml, 5% = 0.05 IU/ml)

Dose required = $\frac{\text{Rise required (\%)} \times \text{Weight (kgs)}}{K}$

K

K factor for FIX =1

Example -

A 50kg patient with a FIX: C <0.01 IU/ml (<1%) who needs a post factor level of 1.0 IU/ml (100%) will require 5000 units FIX concentrate. Round up to the nearest available vial size.

$$\frac{100\% (1.0 \text{ IU/ml}) - 0\% (<0.01 \text{ IU/ml}) \times 50\text{kg}}{1} = 5000 \text{ units}$$

Bleeding Site	Target initial post treatment FIX Factor levels
Major bleed	1.0 IU/ml (100%)
CNS or bleed involving peripheral nerve	1.0 IU/ml (100%)
Ileopsoas /retroperitoneal	1.0 IU/ml (100%)
Tongue/neck/retropharyngeal	1.0 IU/ml (100%)
Gastro-intestinal	1.0 IU/ml (100%)
Haemarthrosis	0.5 – 0.7 (50 - 70%) IU/ml
Minor bleed	0.5 IU/ml (50%)
Laceration requiring sutures	0.4 IU/ml (40%)
Haematuria	High fluid intake +/- rise to 0.3-0.5 IU/ml (30-50%)
Minor surgery (angiogram, lumbar puncture)	1.0 IU/ml (100%)

Authoring Department:	National Haemophilia Council	Version Number: Three
Ratified By:	NCC, CUH Comprehensive Centres and UHG HTC	Published Date: 14/03/2023 Review Date: 14/03/2025
Current version of guidelines available only at www.nationalhaemophiliacouncil.ie		
UNCONTROLLED IF PRINTED		

Factor IX Deficiency (Haemophilia B)

Liver biopsy or central venous catheter	1.0 IU/ml (100%)
Major surgery	1.0 IU/ml (100%)

Table 6: Desired Initial Post Treatment Factor Levels for Bleeds Types in Persons with FIX deficiency

4.3.1.2 Dose Administration- Alprolix

Alprolix should be:

- Administered as a slow intravenous push at a rate not exceeding 10ml per minute.
- A sample for post treatment factor level should be drawn 20 minutes' post administration (two coagulation samples sent to local laboratory for forwarding to the CCC for analysis).
- Liaise with CCC regarding the post treatment level result in case further treatment is required.

4.3.2 Tranexamic Acid (Cyklokapron)

Please refer to product SPC for the most up to date information, advice and cautions.

Tranexamic Acid is an anti-fibrinolytic agent, indicated in patients with haemophilia for short-term use (two to eight days), to reduce or prevent haemorrhage.

Tranexamic Acid is available in tablet and Intravenous Injection form.

4.3.2.1 Dose Calculation- Tranexamic Acid (Cyklokapron)

- **Oral** / Tablet form (500 mg Tranexamic Acid)
Recommended dose 15-25 mg/kg TDS or QDS (usually 1g TDS or QDS)
- **Intravenous** Injection (500mg in 5ml ampoule)
Recommended dose 10 mg/kg TDS

4.3.2.2 Dose administration- Tranexamic Acid (Cyklokapron)

Bolus injection – The required dose can be administered undiluted, very slowly i.e. at a rate of 100mg/min.

Intravenous Infusion – The required dose can be diluted in 100mls normal saline and given as an infusion over 30 minutes.

4.3.2.3 Contraindications/Cautions- Tranexamic Acid (Cyklokapron)

Authoring Department:	National Haemophilia Council	Version Number: Three
Ratified By:	NCC, CUH Comprehensive Centres and UHG HTC	Published Date: 14/03/2023 Review Date: 14/03/2025
Current version of guidelines available only at www.nationalhaemophiliacouncil.ie		
UNCONTROLLED IF PRINTED		

Factor IX Deficiency (Haemophilia B)

Cyklokapron tablets are contraindicated in patients with:

- Severe renal impairment
- Subarachnoid haemorrhage
- History of venous or arterial thrombosis
- Fibrinolytic conditions following consumption coagulopathy
- History of convulsions
- Hypersensitivity to Tranexamic acid or any of the other ingredients.

Special warnings and precautions for use of Cyklokapron tablets:

- Reduction in dosage recommended in patients with renal insufficiency.
- Used with caution in patients with massive haematuria from the upper urinary tract.
- Patients with a high risk of thrombosis (a previous thromboembolic event and a family history of thromboembolic disease) should only use Cyklokapron tablets if there is a strong medical indication and under strict medical supervision.
- Patients with irregular menstrual bleeding should not use Cyklokapron Tablets until the cause of the irregularity has been established.
- Tranexamic acid should be administered with care in patients receiving oral contraceptives because of increased risk of thrombosis.

Cyklokapron solution for injection or infusion is contraindicated in patients with:

- Hypersensitivity to Tranexamic acid or any of the other ingredients.
- Acute venous or arterial thrombosis
- Fibrinolytic conditions following consumption coagulopathy except in those with predominant activation of the fibrinolytic system with acute severe bleeding
- Severe renal impairment
- History of convulsions
- Intrathecal and intraventricular injection, intracerebral application (risk of cerebral oedema and convulsions)
- Tranexamic Acid should not be administered by the intramuscular route

Special warnings and precautions for use of Cyklokapron solution for injection or infusion:

- Convulsions
- Visual Disturbances
- Haematuria
- Thromboembolic events
- Administer with care in patients receiving oral contraceptives because of increased risk of thrombosis
- Disseminated intravascular coagulation.

Authoring Department:	National Haemophilia Council	Version Number: Three
Ratified By:	NCC, CUH Comprehensive Centres and UHG HTC	Published Date: 14/03/2023 Review Date: 14/03/2025
Current version of guidelines available only at www.nationalhaemophiliacouncil.ie		
UNCONTROLLED IF PRINTED		

Factor IX Deficiency (Haemophilia B)

Caution should be used when administering Tranexamic acid to patients receiving FEIBA or recombinant factor VIIa (risk of thrombosis).

4.4 Patients with Factor IX deficiency and inhibitors

- Inhibitors (antibodies against infused FIX concentrate) occur less commonly in FIX deficiency (Haemophilia B) in comparison to FVIII deficiency (Haemophilia A).
- The incidence of inhibitor development is approximately 3% and rarely occurs after 150 exposure days.
- A very small number of patients have persistent, high responding inhibitors and these patients cannot receive FIX concentrate to treat or prevent bleeding but should receive alternative treatment with bypassing agents (see below).
- It is important to identify patients with FIX deficiency that have a current or past history of inhibitors.
- The presence of inhibitors in Factor IX deficiency may be associated with anaphylactoid reactions and the development of nephrotic syndrome.

In all cases where there is a history of an inhibitor, it is crucial to contact the patient's CCC to confirm the patient's optimal treatment regimen.

Critical information to be obtained is listed below and can be confirmed with the patient or on the patient's registration card from their Comprehensive Care Centre (CCC).

Important information on patients with a history of FIX inhibitors	
Is inhibitor present currently or in past history?	
What is patient's current treatment of choice?	
Has patient ever received Immune tolerance treatment? If yes, when was this given and did the patient achieve eradication of the inhibitor?	
Does the patient have a history of anaphylactoid reactions or of nephrotic syndrome following Factor IX administration?	

Table 7: Important information on patients with a history of FIX inhibitors

4.4.1 Treatment options for patients with Factor IX patients with inhibitors

4.4.1.1 Bypassing Agents for Factor IX deficiency patients with inhibitors

Authoring Department:	National Haemophilia Council	Version Number: Three
Ratified By:	NCC, CUH Comprehensive Centres and UHG HTC	Published Date: 14/03/2023 Review Date: 14/03/2025
Current version of guidelines available only at www.nationalhaemophiliacouncil.ie		
UNCONTROLLED IF PRINTED		

Factor IX Deficiency (Haemophilia B)

Bypassing agents (BPA) are clotting factor concentrates designed to “bypass” the need for FIX and are given when the patient’s inhibitor titre means that FIX concentrates will not be effective (high responding inhibitors).

Please refer to product SPC for the most up to date information, advice and cautions.

There are two bypassing agents available in Ireland:

- **Feiba** – an activated prothrombin complex concentrate (aPCC) containing factors II, VII, IX and X. The clotting factors are present in their inactive (zymogen) form and also in an activated form, as activation occurs as part of the manufacturing process. Feiba is derived from human blood donations and the product is dual virally inactivated.
- **NovoSeven** – recombinant activated factor VII (rFVIIa) can activate Factor X on the surface of activated platelets and thus, overcome the absence of FIX. The dose of activated factor VII is supra-physiological (about 10 times the normal level of FVII in the blood). NovoSeven is a fully recombinant clotting factor and does not contain human derived material.

4.4.1.2 Cautions with Bypassing Agents in patients with Factor IX inhibitors

- Arterial and venous thrombotic complications have been reported during and after treatment with BPAs.
- Be aware of other risk factors for thrombosis in patients receiving BPAs and mitigate these where possible e.g. use of mechanical thromboprophylaxis if appropriate, avoidance of smoking, maintain ideal body weight, minimise periods of immobility.
- Use BPAs at the lowest effective dose and for the shortest duration possible when treating acute bleeding or managing invasive procedures.
- Avoid concomitant antifibrinolytic drugs e.g. Tranexamic acid unless advised by CCC. See also advice on dosing below.
- FIX inhibitors in patients with FIX deficiency have been associated with hypersensitivity reactions to infused FIX, including anaphylaxis and the development of nephrotic syndrome in some patients. As Feiba contains FIX, it is important to confirm whether the patient has ever experienced such a reaction before and avoid Feiba in this setting.
- For all patients, it is prudent to have appropriate treatments available for management of allergic reactions if administering Feiba in patients with FIX deficiency and inhibitors.

Authoring Department:	National Haemophilia Council	Version Number: Three
Ratified By:	NCC, CUH Comprehensive Centres and UHG HTC	Published Date: 14/03/2023 Review Date: 14/03/2025
Current version of guidelines available only at www.nationalhaemophiliacouncil.ie		
UNCONTROLLED IF PRINTED		

Factor IX Deficiency (Haemophilia B)

4.4.1.3 Dose Calculation of Bypassing Agents in patients with Factor IX inhibitors

BPA	Initial dose	Subsequent dose and frequency	Important Notes
Feiba	50-80 units/kg	50 units/kg every 8-12 hours	DO NOT EXCEED a total dose of 200 units/kg in a 24 hour period
Novoseven	90 micrograms/kg	90 micrograms/kg every 2-4 hours	

Table 8: Dose Calculation of Bypassing Agents for patients with Factor IX deficiency and inhibitors

4.5 Prophylaxis in Factor IX deficient patients with inhibitors

- BPAs may be used for prophylaxis as documented below.
- Feiba 50-80 units/kg IV three times per week
- NovoSeven 90 micrograms/kg three times per week or more frequently if required (may be given daily).

Authoring Department:	National Haemophilia Council	Version Number: Three
Ratified By:	NCC, CUH Comprehensive Centres and UHG HTC	Published Date: 14/03/2023 Review Date: 14/03/2025
Current version of guidelines available only at www.nationalhaemophiliacouncil.ie		
UNCONTROLLED IF PRINTED		

Von Willebrand Disease (VWD)

5.0 Von Willebrand Disease (VWD)

5.1 General Information

Von Willebrand Disease (VWD) is a bleeding disorder resulting from deficiency or abnormal function of Von Willebrand Factor (VWF).

VWF is a multimeric glycoprotein which has two main functions:

- To assist in platelet plug formation by binding circulating platelets to the site of vessel damage
- To bind to coagulation factor VIII preventing its clearance from the plasma

Disease Classification

VWD is subdivided into three types determined by the nature of the mutations in the *VWF* gene.

The 3 types are as follows:

- **Type 1 VWD:**
Persons who have true Type 1 have levels of VWF antigen and/or activity of <0.3 IU/ml (activity level is measured by the Ristocetin Cofactor Activity (RCo) or collagen binding (CBA) assays). FVIII may also be low.
- **Type 2 VWD:**
Is further subdivided into types 2A, 2B, 2M, 2N.
Type 2 VWD is characterised by abnormal function of the VWF protein and the RCo or CBA assays are lower than the VWF antigen in types 2A, 2B and 2M.
In Type 2N VWD, the functional abnormality involves the binding of VWF to FVIII and the FVIII is low but the VWF levels may not be low.
- **Type 3 VWD:** Persons with Type 3 have very low levels of VWF and FVIII and have the most severe bleeding phenotype which is akin to severe Haemophilia.

In addition, the following subcategories are recognised

- **Low VWF:** This relates to persons who have low VWF levels between 0.3 and 0.5 IU/ml. The low levels are not only caused by mutations in the gene for VWF but VWF levels may be reduced in a number of ways including for example by faster clearance of the VWF protein from the blood as happens in people who are blood group O.
Some people with low VWF levels have bleeding symptoms and may need to have preventative treatment if they are having surgery or other invasive procedures.

Authoring Department:	National Haemophilia Council	Version Number: Three
Ratified By:	NCC, CUH Comprehensive Centres and UHG HTC	Published Date: 14/03/2023 Review Date: 14/03/2025
Current version of guidelines available only at www.nationalhaemophiliacouncil.ie		
UNCONTROLLED IF PRINTED		

Von Willebrand Disease (VWD)

- **Platelet-type VWD** is a rare condition caused by a mutation in the glycoprotein on the surface of platelets which interacts with VWF.

5.2 Severity

The severity relates to the VWF level and activity.

	VWF antigen and /or activity	Clinical bleeding phenotype
Low VWF	0.3-0.5 IU/ml	Some patients may bleed with invasive procedures, or have menorrhagia or mucocutaneous bleeding
Type 1	<0.3 IU/ml	Bleeding after invasive dental or surgical procedures, menorrhagia, mucocutaneous bleeding
Type 2	<0.3 IU/ml (RCo or CBA) Ratio of activity to antigen <0.5-0.7	Variable bleeding tendency.
Type 3	Levels are very low or undetectable	Mucocutaneous bleeding, menorrhagia, post-operative bleeding. May have haemarthrosis, muscle haematomas

Table 9: The severity and associated presentation of VWF level and activity

5.3 Treatment Administration

- Prescribers must ensure that they prescribe the correct clotting factor concentrate e.g. Wilate or Veyvondi for VWD
- In doing so the Prescriber must note that not all patients VWD or with low VWF require clotting factor concentrate and the use of alternative treatments may be indicated e.g. DDAVP and/or Tranexamic Acid
- The patient's treatment of choice must be confirmed with the relevant CCC.

- Minor bleeding involving mucosal surfaces of the nose, mouth or female genital tract can be treated with Tranexamic acid alone.
- Excessive menstrual bleeding can be treated with the addition of hormonal therapy e.g. the combined oral contraceptive pill or progesterone only pill or consideration can be given to progesterone releasing intra-uterine system (Mirena).
- For more extensive or major bleeding, DDAVP or VWF concentrate should be used. The choice of agent will depend on the age of the patient, the presence of or risk factors for

Authoring Department:	National Haemophilia Council	Version Number: Three
Ratified By:	NCC, CUH Comprehensive Centres and UHG HTC	Published Date: 14/03/2023 Review Date: 14/03/2025
Current version of guidelines available only at www.nationalhaemophilicouncil.ie		
UNCONTROLLED IF PRINTED		

Von Willebrand Disease (VWD)

arteriovascular disease and the documented response of the patient to DDAVP. The CCC will advise on the appropriate treatment to use.

- The Clinician should establish the treatment of choice i.e. Wilate, DDAVP®/Desmopressin Injection and/or Tranexamic Acid.
- Clotting Factor Concentrates are held in the Blood Transfusion department of each hospital.

The selected treatment should be prepared and administered as follows:

5.3.1 Clotting Factor Concentrate- Wilate

Please refer to product SPC for the most up to date information, advice and cautions.

Wilate is the clotting factor concentrate recommended for use in the prevention and treatment of haemorrhage or surgical bleeding in von Willebrand disease (VWD)

5.3.1.1 Dose Calculation- Wilate

The required dose must be determined by calculating the patient's weight and the required post treatment factor level which is determined by the severity and location of the bleed and the patient's clinical condition (Please contact patients Consultant Haematologist in their CCC).

Wilate comes as a powder and should be reconstituted using the accompanying solvent (i.e. water for injections with 0.1 % Polysorbate 80) which comes with a NEXTARO transfer device™.

Wilate should be reconstituted using aseptic technique in accordance with the Wilate reconstitution procedure.

Rise required = desired level of factor concentrate (%) minus baseline RCo level (%)

Note: 100% = 1.0 IU/ml, 50% = 0.5 IU/ml, 5% = 0.05 IU/ml)

$$\text{Dose required} = \frac{\text{Rise Required (\%)} \times \text{Weight (kgs)}}{K}$$

K factor for Wilate calculation = 2

$$\frac{100\% (1.0 \text{ IU/ml}) - 12\% (<0.12 \text{ IU/ml}) \times 50\text{kg}}{2} = 2200 \text{ units}$$

Example:

A 50kg patient with a level <0.12 IU/ml (12%) who needs a post level of 1.0 IU/ml (100%) will require 2200 units concentrate. Round to up to the nearest available vial size= 2500units.

Authoring Department:	National Haemophilia Council	Version Number: Three
Ratified By:	NCC, CUH Comprehensive Centres and UHG HTC	Published Date: 14/03/2023 Review Date: 14/03/2025
Current version of guidelines available only at www.nationalhaemophiliacouncil.ie		
UNCONTROLLED IF PRINTED		

Von Willebrand Disease (VWD)

5.3.1.2 Dose Administration- Wilate

- Factor concentrate should be administered as a slow intravenous push, not exceeding 3 mls per minute
- A post treatment factor level should be drawn 20 minutes' post administration (four coagulation samples, send to local laboratory for forwarding to the CCC for analysis)
- Liaise with CCC regarding the post treatment level result in case further treatment is required.

5.3.2 Clotting Factor Concentrate- Veyvondi

Please refer to product SPC for the most up to date information, advice and cautions

Veyvondi is the recombinant clotting factor concentrate recommended for use in the prevention and treatment of haemorrhage or surgical bleeding in von Willebrand disease (VWD) in adults aged 18 and over

On occasion when a patient with Von Willebrand disease has an associated low Factor VIII level < 0.40 IU/ml (<40%) and if there is an urgent requirement for treatment for a severe bleed or emergency surgery there may be a requirement to co-administer recombinant Factor VIII (rFVIII) concentrate following the first infusion of Veyvondi

5.3.2.1 Dose Calculations- Veyvondi

The required dose must be determined by calculating the patient's weight and the required post treatment factor level which is determined by the severity and location of the bleed and the patient's clinical condition (Please contact patients Consultant Haematologist in their CCC)

Veyvondi comes as a powder and should be reconstituted using the accompanying solvent. The transfer device for the reconstitution of Veyvondi is the Mix2Vial

Veyvondi should be reconstituted using aseptic technique in accordance with the Veyvondi reconstitution procedure

Veyvondi is available in the following vial sizes: 1350-unit vial & 650-unit vial

Rise required= desired level of factor concentrate (%) minus baseline RCo Level (%)

Note: 100% = 1.0 IU/ml, 50%= 0.5 IU/ml and 5%= 0.05 IU/ml

Dose required= Rise required (%) x Weight (Kg)

Authoring Department:	National Haemophilia Council	Version Number: Three
Ratified By:	NCC, CUH Comprehensive Centres and UHG HTC	Published Date: 14/03/2023 Review Date: 14/03/2025
Current version of guidelines available only at www.nationalhaemophiliacouncil.ie		
UNCONTROLLED IF PRINTED		

Von Willebrand Disease (VWD)

K

K Factor of Veyvondi calculation= 2

$$\frac{100\% (1.0\text{iu/ml}) - 18\% (0.18 \text{ IU/ml}) \times 75\text{kg}}{2} = 3075 \text{ units}$$

2

Example:

A 75kg patient with a ricof level of 0.18 IU/ML (18%) who needs a post level of 1.0 IU/ML (100%) will require 3075 units. Round up to the nearest vials for Veyvondi 3350 units

Veyvondi vials required : 1350iu vial x 2 & 650iu vial x 1

5.3.2.2 Dose Administration- Veyvondi

- Veyvondi should be administered as a slow intravenous push, not exceeding 4 ml per minute
- The reconstituted solution should be allowed to stand for 5 minutes and then gently swirled before drawing it up in to a plastic syringe
- It is not uncommon for a few flakes or particles to remain in the product vial after reconstitution. The filter within the Mix2Vial device will prevent the particles from transferring to the syringe. You should not use the product if the solution in the syringe appears cloudy or contains flakes or particles after filtration
- If you need to co-administer rFVIII, the rFVIII should be administered within 10 minutes of the infusion of Veyvondi being administered
- A post treatment factor level should be drawn 20 minutes' post administration (four coagulation samples send to local laboratory for forwarding to the CCC for analysis.
- Liaise with the CCC regarding the post treatment level in case further treatment is required

5.3.3 DDAVP/ Desmopressin

Please refer to product SPC for the most up to date information, advice and cautions.

DDAVP® solution for injection (Desmopressin Acetate) is a synthetic analogue of the natural hormone arginine vasopressin. It is indicated for use in managing bleeds in some persons with Factor VIII deficiency and Von Willebrand disease/Low VWF by increasing plasma levels of FVIII and VWF.

5.3.3.1 Dose Calculation- DDAVP/ Desmopressin

DDAVP is administered intravenously at a dose of 0.3 micrograms/kg.

Authoring Department:	National Haemophilia Council	Version Number: Three
Ratified By:	NCC, CUH Comprehensive Centres and UHG HTC	Published Date: 14/03/2023 Review Date: 14/03/2025
Current version of guidelines available only at www.nationalhaemophiliascouncil.ie		
UNCONTROLLED IF PRINTED		

Von Willebrand Disease (VWD)

The maximum total dose recommended for any patient is 27 micrograms.

Example: A 60kg patient requiring DDAVP, the dose should be calculated as 60 kg x 0.3 micrograms = 18 micrograms.

5.3.3.2 Dose Administration- DDAVP/ Desmopressin

DDAVP comes in 1ml ampoule which contains Desmopressin acetate 4 micrograms per ml in a sterile, aqueous solution for injection

DDAVP should be added to 100mls of normal saline using an aseptic technique.

The 100ml solution should be administered intravenously over 30-60 minutes.

Example: A 60kg patient requiring DDAVP - The intravenous preparation has a concentration of 4 micrograms /ml. Therefore, the intravenous dose for a 60kg patient (18 micrograms) will be prepared by diluting 4.5mls of DDAVP in 100mls of normal saline and this will be administered IV over 30-60 minutes.

5.3.3.3 Contraindications/Cautions- DDAVP/ Desmopressin

DDAVP is contraindicated in patients with:

- Hypersensitivity to the active substance or to any of the excipients listed in the SPC
- Habitual or psychogenic polydipsia
- A history of unstable angina and/or known or suspected cardiac insufficiency and other conditions requiring treatment with diuretics
- Known hyponatraemia
- Syndrome of inappropriate ADH secretion (SIADH)
- Von Willebrand's disease type II B where the administration of Desmopressin may result in pseudothrombocytopenia due to the release of clotting factors which cause platelet aggregation

Special warnings and precautions for use:

Fluid balance

- DDAVP should only be administered under the supervision of a specialist with appropriate laboratory facilities available for monitoring of the patient.
- It is recommended to maintain fluid and electrolyte balance. Treatment without concomitant reduction of fluid intake may lead to fluid retention and/or hyponatraemia with or without accompanying warning signs or symptoms. Local practice is to ensure no more than 1.5 litres total fluid intake in adults in 24 hours post DDAVP infusion.

Authoring Department:	National Haemophilia Council	Version Number: Three
Ratified By:	NCC, CUH Comprehensive Centres and UHG HTC	Published Date: 14/03/2023 Review Date: 14/03/2025
Current version of guidelines available only at www.nationalhaemophiliacouncil.ie		
UNCONTROLLED IF PRINTED		

Von Willebrand Disease (VWD)

- Infants, elderly and patients with serum sodium levels in the lower range of normal may have increased risk of hyponatraemia. Treatment with DDAVP should be interrupted or carefully adjusted during acute intercurrent illnesses characterised by fluid and/or electrolyte imbalance (such as systemic infections, fever, gastroenteritis) as well as in excessive bleeding, and the fluid and electrolyte balance should be carefully monitored.
- Special attention should be given when Desmopressin is co-administered with other drugs affecting water and/or sodium homeostasis. In patients with chronic therapy with drugs affecting water and/or sodium homeostasis, DDAVP/Desmopressin Injection should be administered after confirmation of normal baseline sodium.
- When repeated doses are used to control bleeding in haemophilia or von Willebrand's disease, care should be taken to prevent fluid overload. Fluid should not be forced, orally or parenterally, and patients should only take as much fluid as they require to satisfy thirst. Intravenous infusions should not be left up as a routine after surgery. Fluid accumulation can be readily monitored by weighing the patient or determining plasma sodium or osmolality.

Thrombotic Risk

- Due to post marketing reports, with DDAVP/Desmopressin injection, of deep vein thrombosis, cerebrovascular accident and disorder (Stroke), cerebral thrombosis, myocardial infarction, angina pectoris and chest pain, considerations should be taken before using DDAVP/Desmopressin injection in elderly patients and in patients with risk factors and history of thrombosis, thrombophilia and known cardiovascular disease. In practice DDAVP is not usually recommended for patients > 55 years.

Other Conditions

- Care should be taken with patients who have reduced renal function and/or cardiovascular disease or cystic fibrosis.
- The benefits of Desmopressin versus other haemostatic therapies should be carefully assessed in situations where prolonged haemostasis is required including active post-operative bleeding and variceal bleeding in patients with cirrhosis.
- Continuous blood pressure monitoring is recommended during infusion of DDAVP/Desmopressin Injection.
- Precautions must be taken in patients at risk for increased intra cranial pressure.
- Precautions must be taken in patients with moderate and severe renal insufficiency (creatinine clearance below 50ml/min).

5.3.4 Tranexamic Acid (Cyklokapron)

Please refer to product SPC for the most up to date information, advice and cautions.

Authoring Department:	National Haemophilia Council	Version Number: Three
Ratified By:	NCC, CUH Comprehensive Centres and UHG HTC	Published Date: 14/03/2023 Review Date: 14/03/2025
Current version of guidelines available only at www.nationalhaemophiliacouncil.ie		
UNCONTROLLED IF PRINTED		

Von Willebrand Disease (VWD)

Tranexamic Acid is an anti-fibrinolytic agent, indicated in patients with haemophilia for short-term use (two to eight days), to reduce or prevent haemorrhage.

Tranexamic Acid is available in tablet and Intravenous Injection form.

5.3.4.1 Dose Calculation- Tranexamic Acid (Cyklokapron)

- **Oral** / Tablet form (500 mg Tranexamic Acid)
Recommended dose 15-25 mg/kg TDS or QDS (usually 1g TDS or QDS)
- **Intravenous** Injection (500mg in 5ml ampoule)
Recommended dose 10 mg/kg TDS

5.3.4.2 Dose administration- Tranexamic Acid (Cyklokapron)

Bolus injection – The required dose can be administered undiluted, very slowly i.e. at a rate of 100mg/min.

Intravenous Infusion – The required dose can be diluted in 100mls normal saline and given as an infusion over 30 minutes.

5.3.4.3 Contraindications/Cautions- Tranexamic Acid (Cyklokapron)

Cyklokapron tablets are contraindicated in patients with:

- Severe renal impairment
- Subarachnoid haemorrhage
- History of venous or arterial thrombosis
- Fibrinolytic conditions following consumption coagulopathy
- History of convulsions
- Hypersensitivity to Tranexamic acid or any of the other ingredients.

Special warnings and precautions for use of Cyklokapron tablets:

- Reduction in dosage recommended in patients with renal insufficiency.
- Use with caution in patients with massive haematuria from the upper urinary tract.
- Use with caution when intravascular coagulation is in progress.
- Patients with a high risk of thrombosis (a previous thromboembolic event and a family history of thromboembolic disease) should only use Cyklokapron tablets if there is a strong medical indication and under strict medical supervision.
- Patients with irregular menstrual bleeding should not use Cyklokapron Tablets until the cause of the irregularity has been established.

Authoring Department:	National Haemophilia Council	Version Number: Three
Ratified By:	NCC, CUH Comprehensive Centres and UHG HTC	Published Date: 14/03/2023 Review Date: 14/03/2025
Current version of guidelines available only at www.nationalhaemophiliacouncil.ie		
UNCONTROLLED IF PRINTED		

Von Willebrand Disease (VWD)

- Tranexamic acid should be administered with care in patients receiving oral contraceptives because of increased risk of thrombosis.

Cyklokapron solution for injection or infusion is contraindicated in patients with:

- Hypersensitivity to Tranexamic acid or any of the other ingredients.
- Acute venous or arterial thrombosis.
- Fibrinolytic conditions following consumption coagulopathy except in those with predominant activation of the fibrinolytic system with acute severe bleeding.
- Severe renal impairment.
- History of convulsions.
- Intrathecal and intraventricular injection, intracerebral application (risk of cerebral oedema and convulsions).
- Tranexamic Acid should not be administered by the intramuscular route.

Special warnings and precautions for use of **Cyklokapron solution for injection or infusion**:

- Convulsions
- Visual Disturbances
- Haematuria
- Thromboembolic events
- Administer with care in patients receiving oral contraceptives because of increased risk of thrombosis
- Disseminated intravascular coagulation.

Caution should be used when administering Tranexamic acid to patients receiving FEIBA or recombinant factor VIIa (risk of thrombosis).

Authoring Department:	National Haemophilia Council	Version Number: Three
Ratified By:	NCC, CUH Comprehensive Centres and UHG HTC	Published Date: 14/03/2023 Review Date: 14/03/2025
Current version of guidelines available only at www.nationalhaemophiliacouncil.ie		
UNCONTROLLED IF PRINTED		

Platelet Function Disorders (PFDs)

6.0 Platelet Function Disorders

6.1 General Information

- Platelet function disorders (PFDs) are a heterogeneous group of conditions affecting the function of platelets in primary haemostasis.
- Inherited PFDs may be caused by specific genetic mutations e.g. Glanzmann's Thrombasthenia or Bernard Soulier Syndrome.
- More often, the genetic cause of the PFD is not known and the conditions are described as Non-Specific PFDs.
- Persons with PFDs are likely to present with symptoms of mucocutaneous bleeding including recurrent epistaxis, easy bruising, excessive bleeding after dental extraction or surgery, menorrhagia and post-partum haemorrhage in women.
- There are a variety of treatment options for platelet function disorders.
- The patient's CCC must be contacted to determine the optimal treatment for each patient and clinical scenario.

6.2 Severity

- The severity of the bleeding disorder is variable and the patient's previous bleeding history will be informative, e.g. response to previous haemostatic challenges.
- Certain PFDs are very likely to be associated with a bleeding phenotype e.g. Glanzmann's thrombasthenia or Bernard Soulier syndrome.
- The patient's CCC will be able to advise on the bleeding severity for individual patients.

6.3 Treatment Administration

Prescribers must ensure that they prescribe the correct treatment. Treatment options include the use of the following:

- Random Donor Platelets
- Human Leukocyte Antigen (HLA) Matched Platelets
- Recombinant Factor VIIa
- DDAVP
- Tranexamic Acid

The prescriber must note that not all patients with PFDs require platelet transfusion and the use of alternative treatments may be indicated e.g. DDAVP or Tranexamic Acid

The patient's treatment of choice must be confirmed with the relevant CCC.

Authoring Department:	National Haemophilia Council	Version Number: Three
Ratified By:	NCC, CUH Comprehensive Centres and UHG HTC	Published Date: 14/03/2023 Review Date: 14/03/2025
Current version of guidelines available only at www.nationalhaemophiliacouncil.ie		
UNCONTROLLED IF PRINTED		

Platelet Function Disorders (PFDs)

The Clinician should establish the treatment of choice in consultation with the CCC and prepare and administer as follows:

6.3.1 Platelet Transfusion

- Where platelet transfusion is indicated the Clinician should order, prescribe and administer platelets in accordance with local protocols.
- Where the CCC directs that the use of HLA matched platelets is indicated they must be ordered from the Irish Blood Transfusion Service.

6.3.2 Recombinant Factor VIIa/NovoSeven

Please refer to product SPC for the most up to date information, advice and cautions.

Recombinant Factor VIIa / Novo Seven is a factor concentrate indicated for use to control bleeding in some cases of PFD.

6.3.2.1 Dose Calculation- Recombinant Factor VIIa/NovoSeven

- The required initial dose is usually 90 micrograms /kg body weight.
- Establish the **Recombinant Factor VIIa / NovoSeven** dose required in consultation with the Consultant Haematologist on-call at the CCC.

6.3.2.2 Dose Administration- Recombinant Factor VIIa/NovoSeven

- Recombinant Factor VIIa / NovoSeven come as a powder and a solvent in a pre-filled syringe which must be reconstituted for solution.
- Recombinant Factor VIIa / NovoSeven should be reconstituted using aseptic technique in accordance with the Reconstituted Procedure.
- Pre filled glass syringes are not compatible with clave connectors, therefore if administering NovoSeven via a clave connector, PICC line or CVAD; you should draw the reconstituted solution in to a plastic syringe prior to administration.
- Clotting factor concentrate should be administered as a slow intravenous push over 2 to 5 minutes.

Authoring Department:	National Haemophilia Council	Version Number: Three
Ratified By:	NCC, CUH Comprehensive Centres and UHG HTC	Published Date: 14/03/2023 Review Date: 14/03/2025
Current version of guidelines available only at www.nationalhaemophiliacouncil.ie		
UNCONTROLLED IF PRINTED		

Platelet Function Disorders (PFDs)

- There is no requirement for monitoring of NovoSeven therapy. Severity of bleeding condition and clinical response to NovoSeven administration must guide dosing requirements.
- Liaise with CCC regarding on-going management requirements.

6.3.3 DDAVP/ Desmopressin

Please refer to product SPC for the most up to date information, advice and cautions.

DDAVP® solution for injection (Desmopressin Acetate) is a synthetic analogue of the natural hormone arginine vasopressin. It is indicated for use in managing bleeds in some persons with Factor VIII deficiency and Von Willebrand disease/Low VWF by increasing plasma levels of FVIII and VWF.

6.3.3.1 Dose Calculation- DDAVP/ Desmopressin

DDAVP is administered intravenously at a dose of 0.3 micrograms/kg.

The maximum total dose recommended for any patient is 27 micrograms.

Example: A 60kg patient requiring DDAVP, the dose should be calculated as 60 kg x 0.3 micrograms = 18 micrograms.

6.3.3.2 Dose Administration- DDAVP/ Desmopressin

DDAVP comes in 1ml ampoule which contains Desmopressin acetate 4 micrograms per ml in a sterile, aqueous solution for injection

DDAVP should be added to 100mls of normal saline using an aseptic technique.

The 100ml solution should be administered intravenously over 30-60 minutes.

Example: A 60kg patient requiring DDAVP - The intravenous preparation has a concentration of 4 micrograms /ml. Therefore, the intravenous dose for a 60kg patient (18 micrograms) will be prepared by diluting 4.5mls of DDAVP in 100mls of normal saline and this will be administered IV over 30-60 minutes.

6.3.3.3 Contraindications/Cautions- DDAVP/ Desmopressin

DDAVP is contraindicated in patients with:

- Hypersensitivity to the active substance or to any of the excipients listed in the SPC
- Habitual or psychogenic polydipsia

Authoring Department:	National Haemophilia Council	Version Number: Three
Ratified By:	NCC, CUH Comprehensive Centres and UHG HTC	Published Date: 14/03/2023 Review Date: 14/03/2025
Current version of guidelines available only at www.nationalhaemophiliacouncil.ie		
UNCONTROLLED IF PRINTED		

Platelet Function Disorders (PFDs)

- A history of unstable angina and/or known or suspected cardiac insufficiency and other conditions requiring treatment with diuretics
- Known hyponatraemia
- Syndrome of inappropriate ADH secretion (SIADH)
- Von Willebrands disease type II B where the administration of Desmopressin may result in pseudothrombocytopenia due to the release of clotting factors which cause platelet aggregation

Special warnings and precautions for use:

Fluid balance

- DDAVP should only be administered under the supervision of a specialist with appropriate laboratory facilities available for monitoring of the patient.
- It is recommended to maintain fluid and electrolyte balance. Treatment without concomitant reduction of fluid intake may lead to fluid retention and/or hyponatraemia with or without accompanying warning signs or symptoms. Local practice is to ensure no more than 1.5 litres total fluid intake in adults in 24 hours post DDAVP infusion.
- Infants, elderly and patients with serum sodium levels in the lower range of normal may have increased risk of hyponatraemia. Treatment with DDAVP should be interrupted or carefully adjusted during acute intercurrent illnesses characterised by fluid and/or electrolyte imbalance (such as systemic infections, fever, gastroenteritis) as well as in excessive bleeding, and the fluid and electrolyte balance should be carefully monitored.
- Special attention should be given when Desmopressin is co-administered with other drugs affecting water and/or sodium homeostasis. In patients with chronic therapy with drugs affecting water and/or sodium homeostasis, DDAVP/Desmopressin Injection should be administered after confirmation of normal baseline sodium.
- When repeated doses are used to control bleeding in haemophilia or von Willebrands disease, care should be taken to prevent fluid overload. Fluid should not be forced, orally or parenterally, and patients should only take as much fluid as they require to satisfy thirst. Intravenous infusions should not be left up as a routine after surgery. Fluid accumulation can be readily monitored by weighing the patient or determining plasma sodium or osmolality.

Thrombotic Risk

- Due to post marketing reports, with DDAVP/Desmopressin injection, of deep vein thrombosis, cerebrovascular accident and disorder (Stroke), cerebral thrombosis, myocardial infarction, angina pectoris and chest pain, considerations should be taken before using DDAVP/Desmopressin injection in elderly patients and in patients with risk

Authoring Department:	National Haemophilia Council	Version Number: Three
Ratified By:	NCC, CUH Comprehensive Centres and UHG HTC	Published Date: 14/03/2023 Review Date: 14/03/2025
Current version of guidelines available only at www.nationalhaemophilicouncil.ie		
UNCONTROLLED IF PRINTED		

Platelet Function Disorders (PFDs)

factors and history of thrombosis, thrombophilia and known cardiovascular disease. In practice DDAVP is not usually recommended for patients > 55years.

Other Conditions

- Care should be taken with patients who have reduced renal function and/or cardiovascular disease or cystic fibrosis.
- The benefits of Desmopressin versus other haemostatic therapies should be carefully assessed in situations where prolonged haemostasis is required including active post-operative bleeding and variceal bleeding in patients with cirrhosis
- Continuous blood pressure monitoring is recommended during infusion of DDAVP/Desmopressin Injection
- Precautions must be taken in patients at risk for increased intra cranial pressure.
- Precautions must be taken in patients with moderate and severe renal insufficiency (creatinine clearance below 50ml/min)

6.3.4 Tranexamic Acid (Cyklokapron)

Please refer to product SPC for the most up to date information, advice and cautions.

Tranexamic Acid is an anti-fibrinolytic agent, indicated in patients with haemophilia for short-term use (two to eight days), to reduce or prevent haemorrhage.

Tranexamic Acid is available in tablet and Intravenous Injection form.

6.3.4.1 Dose Calculation- Tranexamic Acid (Cyklokapron)

- **Oral** / Tablet form (500 mg Tranexamic Acid)
Recommended dose 15-25 mg/kg TDS or QDS (usually 1g TDS or QDS)
- **Intravenous** Injection (500mg in 5ml ampoule)
Recommended dose 10 mg/kg TDS

6.3.4.2 Dose administration- Tranexamic Acid (Cyklokapron)

Bolus injection – The required dose can be administered undiluted, very slowly i.e. at a rate of 100mg/min.

Intravenous Infusion – The required dose can be diluted in 100mls normal saline and given as an infusion over 30 minutes.

Authoring Department:	National Haemophilia Council	Version Number: Three
Ratified By:	NCC, CUH Comprehensive Centres and UHG HTC	Published Date: 14/03/2023 Review Date: 14/03/2025
Current version of guidelines available only at www.nationalhaemophiliacouncil.ie		
UNCONTROLLED IF PRINTED		

Platelet Function Disorders (PFDs)

6.3.4.3 Contraindications/Cautions- Tranexamic Acid (Cyklokapron)

Cyklokapron tablets are contraindicated in patients with:

- Severe renal impairment
- Subarachnoid haemorrhage
- History of venous or arterial thrombosis
- Fibrinolytic conditions following consumption coagulopathy
- History of convulsions
- Hypersensitivity to Tranexamic acid or any of the other ingredients.

Special warnings and precautions for use of Cyklokapron tablets:

- Reduction in dosage recommended in patients with renal insufficiency.
- Use with caution in patients with massive haematuria from the upper urinary tract.
- Use with caution when intravascular coagulation is in progress.
- Patients with a high risk of thrombosis (a previous thromboembolic event and a family history of thromboembolic disease) should only use Cyklokapron tablets if there is a strong medical indication and under strict medical supervision.
- Patients with irregular menstrual bleeding should not use Cyklokapron Tablets until the cause of the irregularity has been established.
- Tranexamic acid should be administered with care in patients receiving oral contraceptives because of increased risk of thrombosis.

Cyklokapron solution for injection or infusion is contraindicated in patients with:

- Hypersensitivity to Tranexamic acid or any of the other ingredients.
- Acute venous or arterial thrombosis
- Fibrinolytic conditions following consumption coagulopathy except in those with predominant activation of the fibrinolytic system with acute severe bleeding
- Severe renal impairment
- History of convulsions
- Intrathecal and intraventricular injection, intracerebral application (risk of cerebral oedema and convulsions)
- Tranexamic Acid should not be administered by the intramuscular route

Special warnings and precautions for use of Cyklokapron solution for injection or infusion:

- Convulsions
- Visual Disturbances
- Haematuria
- Thromboembolic events
- Administer with care in patients receiving oral contraceptives because of increased risk of thrombosis

Authoring Department:	National Haemophilia Council	Version Number: Three
Ratified By:	NCC, CUH Comprehensive Centres and UHG HTC	Published Date: 14/03/2023 Review Date: 14/03/2025
Current version of guidelines available only at www.nationalhaemophiliacouncil.ie		
UNCONTROLLED IF PRINTED		

Platelet Function Disorders (PFDs)

- Disseminated intravascular coagulation.

Caution should be used when administering Tranexamic acid to patients receiving FEIBA or recombinant factor VIIa (risk of thrombosis).

Authoring Department:	National Haemophilia Council	Version Number: Three
Ratified By:	NCC, CUH Comprehensive Centres and UHG HTC	Published Date: 14/03/2023 Review Date: 14/03/2025
Current version of guidelines available only at www.nationalhaemophiliacouncil.ie		
UNCONTROLLED IF PRINTED		

Rare Bleeding Disorders (RBDs)

7.0 Rare Bleeding Disorders

7.1 General Information

Rare bleeding disorders (RBDs) include deficiencies of factors I (Fibrinogen), II, V, VII, X, XI and XIII.

These deficiencies can be severe or mild. Severe deficiencies may present with bleeding symptoms similar to haemophilia. Not all mild deficiencies are associated with bleeding but the bleeding tendency may be variable in some RBDs. Expert advice from a CCC is **always** required.

7.2 Severity

Severity relates to the baseline level of the deficient factor but in some deficiencies, the patient's personal bleeding history may need to be considered. The patient's CCC will be able to advise on the bleeding severity for an individual patient.

Deficient Factor	Normal Reference Interval (NCC, St James's Hospital)	Severe Deficiency	Mild Deficiency
Fibrinogen	1.9-3.5 g/L	Undetectable	<1.5g/L
Prothrombin	0.72-1.31 IU/ml	< 0.10 IU/ml	0.10-0.71 IU/ml
V	0.63-1.33 IU/ml	<0.10 IU/ml	0.10-0.62 IU/ml
VII	0.51-1.54 IU/ml	<0.10 IU/ml	0.10-0.50 IU/ml
X	0.64-1.50 IU/ml	<0.01 IU/ml	0.06-0.63 IU/ml
XI	0.72-1.52 IU/ml	<0.20 IU/ml	0.20-0.70 IU/ml
XIII	0.73-1.60 IU/ml	<0.10 IU/ml	0.10-0.73 IU/ml

Table 10: Rare bleeding disorders and factor deficiencies- Severity Categories

7.3 Treatment Administration

- Prescribers must ensure that they prescribe the correct factor replacement treatment, if indicated (See Table 11 below)
- The prescriber must note that not all patients with mild rare bleeding disorders require factor replacement and the use of alternative treatments may be indicated e.g. Tranexamic Acid
- The patient's treatment of choice must be confirmed with the relevant CCC.

Authoring Department:	National Haemophilia Council	Version Number: Three
Ratified By:	NCC, CUH Comprehensive Centres and UHG HTC	Published Date: 14/03/2023 Review Date: 14/03/2025
Current version of guidelines available only at www.nationalhaemophiliacouncil.ie		
UNCONTROLLED IF PRINTED		

Rare Bleeding Disorders (RBDs)

The deficiency type will determine the appropriate factor replacement treatment to be used – See Table 11 below.

Deficiency	Factor Replacement Treatment (If indicated)
Fibrinogen	Riastap (Fibrinogen concentrate)
Factor II	Prothromplex (Prothrombin complex concentrate)
Factor V	Octaplas (Solvent detergent treated frozen plasma)
Factor VII	NovoSeven (Recombinant factor VIIa)
Factor X	Coagadex (Factor X Concentrate))
Factor XI	Octaplas (Solvent detergent treated frozen plasma)
Factor XIII	Fibrogammin P (FXIII concentrate)

Table 11: Rare Bleeding Disorders – CFC treatments

The Clinician should establish the treatment of choice with CFC, solvent detergent treated frozen plasma or Tranexamic Acid.

Clotting Factor Concentrates are held in the Blood Transfusion department of each hospital.

7.3.1 Dose Calculation- Clotting Factor Concentrate

The required dose must be determined by calculating the patient's weight and the required post treatment factor level which is determined by the severity and location of the bleed.

Please discuss with the CCC (see Appendix 1: Quick Reference: How to calculate an initial dose of clotting factor concentrate).

Clotting Factor Concentrate must be reconstituted for use using an aseptic technique (Refer to Factor Reconstitution Procedure – (see Appendix 2: Quick reference: Administration information on Clotting Factor Concentrates)

7.3.1.1 Dose Administration- CFC

- Factor concentrate should be administered as a slow intravenous push over 5 minutes.
- A post treatment factor level should be drawn 20 minutes' post administration (two coagulation samples sent to local laboratory for forwarding to the CCC for analysis).
- Liaise with CCC regarding the post treatment level result in case further treatment is required.

7.3.2 Tranexamic Acid (Cyklokapron)

Please refer to product SPC for the most up to date information, advice and cautions.

Authoring Department:	National Haemophilia Council	Version Number: Three
Ratified By:	NCC, CUH Comprehensive Centres and UHG HTC	Published Date: 14/03/2023 Review Date: 14/03/2025
Current version of guidelines available only at www.nationalhaemophiliacouncil.ie		
UNCONTROLLED IF PRINTED		

Rare Bleeding Disorders (RBDs)

Tranexamic Acid is an anti-fibrinolytic agent, indicated in patients with haemophilia for short-term use (two to eight days), to reduce or prevent haemorrhage.

Tranexamic Acid is available in tablet and Intravenous Injection form.

7.3.2.1 Dose Calculation- Tranexamic Acid (Cyklokapron)

- **Oral** / Tablet form (500 mg Tranexamic Acid)
Recommended dose 15-25 mg/kg TDS or QDS (usually 1g TDS or QDS)
- **Intravenous** Injection (500mg in 5ml ampoule)
Recommended dose 10 mg/kg TDS

7.3.2.2 Dose administration- Tranexamic Acid (Cyklokapron)

Bolus injection – The required dose can be administered undiluted, very slowly i.e. at a rate of 100mg/min.

Intravenous Infusion – The required dose can be diluted in 100mls normal saline and given as an infusion over 30 minutes.

7.3.2.3 Contraindications/Cautions- Tranexamic Acid (Cyklokapron)

Cyklokapron tablets are contraindicated in patients with:

- Severe renal impairment
- Subarachnoid haemorrhage
- History of venous or arterial thrombosis
- Fibrinolytic conditions following consumption coagulopathy
- History of convulsions
- Hypersensitivity to Tranexamic acid or any of the other ingredients.

Special warnings and precautions for use of Cyklokapron tablets:

- Reduction in dosage recommended in patients with renal insufficiency.
- Use with caution in patients with massive haematuria from the upper urinary tract.
- Use with caution when intravascular coagulation is in progress.
- Patients with a high risk of thrombosis (a previous thromboembolic event and a family history of thromboembolic disease) should only use Cyklokapron tablets if there is a strong medical indication and under strict medical supervision.
- Patients with irregular menstrual bleeding should not use Cyklokapron Tablets until the cause of the irregularity has been established.

Authoring Department:	National Haemophilia Council	Version Number: Three
Ratified By:	NCC, CUH Comprehensive Centres and UHG HTC	Published Date: 14/03/2023 Review Date: 14/03/2025
Current version of guidelines available only at www.nationalhaemophiliacouncil.ie		
UNCONTROLLED IF PRINTED		

Rare Bleeding Disorders (RBDs)

- Tranexamic acid should be administered with care in patients receiving oral contraceptives because of increased risk of thrombosis.

Cyklokapron solution for injection or infusion is contraindicated in patients with:

- Hypersensitivity to Tranexamic acid or any of the other ingredients.
- Acute venous or arterial thrombosis
- Fibrinolytic conditions following consumption coagulopathy except in those with predominant activation of the fibrinolytic system with acute severe bleeding
- Severe renal impairment
- History of convulsions
- Intrathecal and intraventricular injection, intracerebral application (risk of cerebral oedema and convulsions)
- Tranexamic Acid should not be administered by the intramuscular route

Special warnings and precautions for use of Cyklokapron solution for injection or infusion:

- Convulsions
- Visual Disturbances
- Haematuria
- Thromboembolic events
- Administer with care in patients receiving oral contraceptives because of increased risk of thrombosis
- Disseminated intravascular coagulation.

Caution should be used when administering Tranexamic acid to patients receiving FEIBA or recombinant factor VIIa (risk of thrombosis).

7.3.3 Clotting Factor Concentrate - Coagadex

Please refer to product SPC for the most up to date information, advice and cautions

Coagadex is the plasma clotting factor concentrate recommended for use in the prevention and treatment of haemorrhage or surgical bleeding in individuals with Factor X deficiency (FX)

7.3.3.1 Dose Calculations- Coagadex

The required dose must be determined by calculating the patient's weight and the required post treatment factor level which is determined by the severity and location of the bleed and the patient's clinical condition (Please contact patients Consultant Haematologist in their CCC)

Authoring Department:	National Haemophilia Council	Version Number: Three
Ratified By:	NCC, CUH Comprehensive Centres and UHG HTC	Published Date: 14/03/2023 Review Date: 14/03/2025
Current version of guidelines available only at www.nationalhaemophiliacouncil.ie		
UNCONTROLLED IF PRINTED		

Rare Bleeding Disorders (RBDs)

Coagadex comes as a powder and should be reconstituted using the accompanying solvent. The transfer device for the reconstitution of Coagadex is the Mix2Vial transfer device

Coagadex should be reconstituted using aseptic technique in accordance with the Veyvondi reconstitution procedure

Coagadex is available in the following vial sizes: 250-unit vial & 500-unit vial

***The max daily dosing of Coagadex across all age groups is 60 IU/kg

Rise required= desired level of factor concentrate (%) minus baseline Factor X Level (%)

Note: 100% = 1.0 IU/ml, 50%= 0.5 IU/ml and 5%= 0.05 IU/ml

Dose required= $\frac{\text{Rise required (\%)} \times \text{Weight (Kg)}}{K}$

K

K Factor of Coagadex calculation= 2

Example:

A 72kg patient with a Factor X level of 0.01 IU/ML (1%) who needs a post level of 0.9 IU/ML (90%) will require 3204 units. Round up to the nearest vials for Coagadex 3250 units
Coagadex vials required: 500iu vial x 6 & 250iu vial x 1

$$\frac{90\% (0.9\text{iu/ml}) - 1\% (0.01 \text{ IU/ml}) \times 72\text{kg}}{2} = 3204 \text{ units}$$

7.3.3.2 Dose Administration- Coagadex

- Coagadex should be administered as a slow intravenous push a suggested rate of 10 ml per minute but not exceeding 20 ml per minute
- A post treatment factor level should be drawn 20 minutes' post administration (four coagulation samples send to local laboratory for forwarding to the CCC for analysis.
- Liaise with the CCC regarding the post treatment level in case further treatment is required.

Authoring Department:	National Haemophilia Council	Version Number: Three
Ratified By:	NCC, CUH Comprehensive Centres and UHG HTC	Published Date: 14/03/2023 Review Date: 14/03/2025
Current version of guidelines available only at www.nationalhaemophiliacouncil.ie		
UNCONTROLLED IF PRINTED		

Bleeding Disorder of Unknown Aetiology (BDUA)

8.0 Bleeding Disorder of Unknown Aetiology

8.1 General Information

The diagnosis of bleeding disorder of unknown aetiology (BDUA) may be assigned to patients with a history of severe and/or recurrent bleeding after invasive procedures or haemostatic challenges such as childbirth.

This diagnosis is assigned after the patient has had review in a specialist Coagulation centre and has had a full haemostatic work up done, including assessment of coagulation factor levels and platelet function.

The diagnosis is assigned when the patient is found to have a significant history of bleeding but no abnormalities are found on laboratory testing. These patients are at risk of increased bleeding in the future and may require haemostatic treatment before invasive procedures or delivery.

8.2 Severity

Severity of BDUA is variable and is determined by the patient's clinical bleeding history.

8.3 Treatment Administration

Prescribers must ensure that they prescribe the correct treatment. Treatment options include the use of the following:

- Tranexamic Acid
- DDAVP

If severe bleeding, consider random donor platelets or recombinant factor VIIa

The patient's treatment of choice must be confirmed with the relevant CCC.

8.3.1 Tranexamic Acid (Cyklokapron)

Please refer to product SPC for the most up to date information, advice and cautions.

Tranexamic Acid is an anti-fibrinolytic agent, indicated in patients with haemophilia for short-term use (two to eight days), to reduce or prevent haemorrhage.

Tranexamic Acid is available in tablet and Intravenous Injection form.

Authoring Department:	National Haemophilia Council	Version Number: Three
Ratified By:	NCC, CUH Comprehensive Centres and UHG HTC	Published Date: 14/03/2023 Review Date: 14/03/2025
Current version of guidelines available only at www.nationalhaemophiliacouncil.ie		
UNCONTROLLED IF PRINTED		

8.3.1.1 Dose Calculation- Tranexamic Acid (Cyklokapron)

- **Oral** / Tablet form (500 mg Tranexamic Acid)
Recommended dose 15-25 mg/kg TDS or QDS (usually 1g TDS or QDS)
- **Intravenous** Injection (500mg in 5ml ampoule)
Recommended dose 10 mg/kg TDS

8.3.1.2 Dose administration- Tranexamic Acid (Cyklokapron)

Bolus injection – The required dose can be administered undiluted, very slowly i.e. at a rate of 100mg/min.

Intravenous Infusion – The required dose can be diluted in 100mls normal saline and given as an infusion over 30 minutes.

8.3.1.3 Contraindications/Cautions- Tranexamic Acid (Cyklokapron)

Cyklokapron tablets are contraindicated in patients with:

- Severe renal impairment
- Subarachnoid haemorrhage
- History of venous or arterial thrombosis
- Fibrinolytic conditions following consumption coagulopathy
- History of convulsions
- Hypersensitivity to Tranexamic acid or any of the other ingredients.

Special warnings and precautions for use of Cyklokapron tablets:

- Reduction in dosage recommended in patients with renal insufficiency.
- Use with caution in patients with massive haematuria from the upper urinary tract.
- Use with caution when intravascular coagulation is in progress.
- Patients with a high risk of thrombosis (a previous thromboembolic event and a family history of thromboembolic disease) should only use Cyklokapron tablets if there is a strong medical indication and under strict medical supervision.
- Patients with irregular menstrual bleeding should not use Cyklokapron Tablets until the cause of the irregularity has been established.
- Tranexamic acid should be administered with care in patients receiving oral contraceptives because of increased risk of thrombosis.

Cyklokapron solution for injection or infusion is contraindicated in patients with:

- Hypersensitivity to Tranexamic acid or any of the other ingredients.
- Acute venous or arterial thrombosis

Authoring Department:	National Haemophilia Council	Version Number: Three
Ratified By:	NCC, CUH Comprehensive Centres and UHG HTC	Published Date: 14/03/2023 Review Date: 14/03/2025
Current version of guidelines available only at www.nationalhaemophiliacouncil.ie		
UNCONTROLLED IF PRINTED		

Bleeding Disorder of Unknown Aetiology (BDUA)

- Fibrinolytic conditions following consumption coagulopathy except in those with predominant activation of the fibrinolytic system with acute severe bleeding
- Severe renal impairment
- History of convulsions
- Intrathecal and intraventricular injection, intracerebral application (risk of cerebral oedema and convulsions)
- Tranexamic Acid should not be administered by the intramuscular route

Special warnings and precautions for use of Cyklokapron solution for injection or infusion:

- Convulsions
- Visual Disturbances
- Haematuria
- Thromboembolic events
- Administer with care in patients receiving oral contraceptives because of increased risk of thrombosis
- Disseminated intravascular coagulation.

Caution should be used when administering Tranexamic acid to patients receiving FEIBA or recombinant factor VIIa (risk of thrombosis).

8.3.2 DDAVP/ Desmopressin

Please refer to product SPC for the most up to date information, advice and cautions.

DDAVP® solution for injection (Desmopressin Acetate) is a synthetic analogue of the natural hormone arginine vasopressin. It is indicated for use in managing bleeds in some persons with Factor VIII deficiency and Von Willebrand disease/Low VWF by increasing plasma levels of FVIII and VWF.

8.3.2.1 Dose Calculation- DDAVP/ Desmopressin

DDAVP is administered intravenously at a dose of 0.3 micrograms/kg.

The maximum total dose recommended for any patient is 27 micrograms.

Example: A 60kg patient requiring DDAVP, the dose should be calculated as 60 kg x 0.3 micrograms = 18 micrograms.

8.3.2.2 Dose Administration- DDAVP/ Desmopressin

DDAVP comes in 1ml ampoule which contains Desmopressin acetate 4 micrograms per ml in a sterile, aqueous solution for injection

Authoring Department:	National Haemophilia Council	Version Number: Three
Ratified By:	NCC, CUH Comprehensive Centres and UHG HTC	Published Date: 14/03/2023 Review Date: 14/03/2025
Current version of guidelines available only at www.nationalhaemophiliascouncil.ie		
UNCONTROLLED IF PRINTED		

Bleeding Disorder of Unknown Aetiology (BDUA)

DDAVP should be added to 100mls of normal saline using an aseptic technique.

The 100ml solution should be administered intravenously over 30-60 minutes.

Example: A 60kg patient requiring DDAVP - The intravenous preparation has a concentration of 4 micrograms /ml. Therefore, the intravenous dose for a 60kg patient (18 micrograms) will be prepared by diluting 4.5mls of DDAVP in 100mls of normal saline and this will be administered IV over 30-60 minutes.

8.3.2.3 Contraindications/Cautions- DDAVP/ Desmopressin

DDAVP is contraindicated in patients with:

- Hypersensitivity to the active substance or to any of the excipients listed in the SPC
- Habitual or psychogenic polydipsia
- A history of unstable angina and/or known or suspected cardiac insufficiency and other conditions requiring treatment with diuretics
- Known hyponatraemia
- Syndrome of inappropriate ADH secretion (SIADH)
- Von Willebrands disease type II B where the administration of Desmopressin may result in pseudothrombocytopenia due to the release of clotting factors which cause platelet aggregation

Special warnings and precautions for use:

Fluid balance

- DDAVP should only be administered under the supervision of a specialist with appropriate laboratory facilities available for monitoring of the patient.
- It is recommended to maintain fluid and electrolyte balance. Treatment without concomitant reduction of fluid intake may lead to fluid retention and/or hyponatraemia with or without accompanying warning signs or symptoms. Local practice is to ensure no more than 1.5 litres total fluid intake in adults in 24 hours post DDAVP infusion.
- Infants, elderly and patients with serum sodium levels in the lower range of normal may have increased risk of hyponatraemia Treatment with DDAVP should be interrupted or carefully adjusted during acute intercurrent illnesses characterised by fluid and/or electrolyte imbalance (such as systemic infections, fever, gastroenteritis) as well as in excessive bleeding, and the fluid and electrolyte balance should be carefully monitored.
- Special attention should be given when Desmopressin is co-administered with other drugs affecting water and or sodium homeostasis. In patients with chronic therapy with drugs affecting water and/or sodium homeostasis, DDAVP/Desmopressin Injection should be administered after confirmation of normal baseline sodium.
- When repeated doses are used to control bleeding in haemophilia or von Willebrands disease, care should be taken to prevent fluid overload. Fluid should not be forced, orally

Authoring Department:	National Haemophilia Council	Version Number: Three
Ratified By:	NCC, CUH Comprehensive Centres and UHG HTC	Published Date: 14/03/2023 Review Date: 14/03/2025
Current version of guidelines available only at www.nationalhaemophiliacouncil.ie		
UNCONTROLLED IF PRINTED		

Bleeding Disorder of Unknown Aetiology (BDUA)

or parenterally, and patients should only take as much fluid as they require to satisfy thirst. Intravenous infusions should not be left up as a routine after surgery. Fluid accumulation can be readily monitored by weighing the patient or determining plasma sodium or osmolality.

Thrombotic Risk

- Due to post marketing reports, with DDAVP/Desmopressin injection, of deep vein thrombosis, cerebrovascular accident and disorder (Stroke), cerebral thrombosis, myocardial infarction, angina pectoris and chest pain, considerations should be taken before using DDAVP/Desmopressin injection in elderly patients and in patients with risk factors and history of thrombosis, thrombophilia and known cardiovascular disease. In practice DDAVP is not usually recommended for patients > 55years.

Other Conditions

- Care should be taken with patients who have reduced renal function and/or cardiovascular disease or cystic fibrosis.
- The benefits of Desmopressin versus other haemostatic therapies should be carefully assessed in situations where prolonged haemostasis is required including active post-operative bleeding and variceal bleeding in patients with cirrhosis
- Continuous blood pressure monitoring is recommended during infusion of DDAVP/Desmopressin Injection
- Precautions must be taken in patients at risk for increased intra cranial pressure.
- Precautions must be taken in patients with moderate and severe renal insufficiency (creatinine clearance below 50ml/min)

Authoring Department:	National Haemophilia Council	Version Number: Three
Ratified By:	NCC, CUH Comprehensive Centres and UHG HTC	Published Date: 14/03/2023 Review Date: 14/03/2025
Current version of guidelines available only at www.nationalhaemophiliacouncil.ie		
UNCONTROLLED IF PRINTED		

9.0 Management of Allergic Reaction to Treatment

9.1 Clotting Factor Concentrates

In the event of a reaction or suspected reaction the Clinician should undertake the following:

- Discontinue the Factor Concentrate
- Assess the patient
- Contact the relevant CCC for advice on alternative treatments
- Report reactions as per your local hospital drug reaction policy

In the event of **mild to moderate reaction** the Clinician should undertake the following:

- Administer Chlorpheniramine 10-20 mg IM or slow IV (at least over one minute)
- If required, add Hydrocortisone 100 - 200mg slow IV (over three minutes)

In the event of **severe allergic or anaphylactic reaction** should be managed in accordance with the guidance from the National Immunisation Advisory Committee (NIAC, 2023).

9.2 DDAVP/Desmopressin

Please refer to product SPC for the most up to date information, advice and cautions.

Reactions to DDAVP

Reactions to DDAVP can be common

Mild reactions to DDAVP commonly include the following:

- Vasodilatation
- Hypotension
- Facial flushing
- Mild reactions should be treated by slowing the intravenous infusion so that it is administered over 60 minutes.

Moderate reactions to DDAVP should be treated as follows:

- Discontinue DDAVP
- Assess the patient
- All reactions should be reported as per local hospital reaction policy and should be managed in accordance with the guidance from the National Immunisation Advisory Committee (NIAC,2023).

Severe allergic reactions to DDAVP should be managed in accordance with the guidance from the National Immunisation Advisory Committee (NIAC,2023).

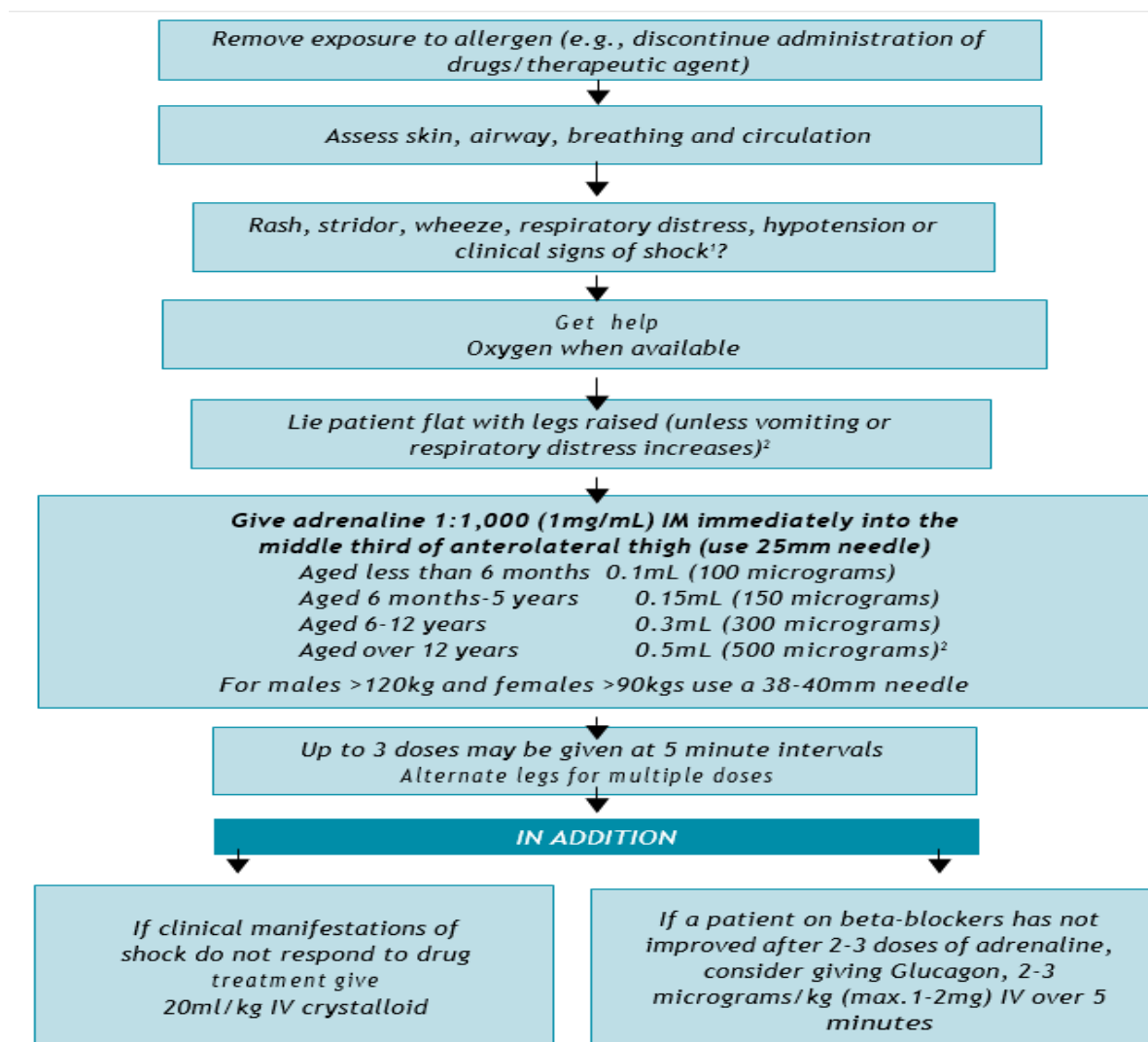
Authoring Department:	National Haemophilia Council	Version Number: Three
Ratified By:	NCC, CUH Comprehensive Centres and UHG HTC	Published Date: 14/03/2023 Review Date: 14/03/2025
Current version of guidelines available only at www.nationalhaemophiliacouncil.ie		
UNCONTROLLED IF PRINTED		

Management of Allergic Reaction to Treatment

9.3 Platelet or Plasma Transfusion

Adverse reactions to platelet should be managed in accordance with the guidance from the National Immunisation Advisory Committee (NIAC,2023)

Figure 1 Anaphylaxis: Management by First Medical Responders (NIAC, 2023)



1. Give CPR/ALS if necessary. If severe hypotension, consider slow IV adrenaline 1: 10,000 solution, dose 10 microgram/kg, maximum dose 500 micrograms, over several minutes. This is hazardous and is recommended only in a hospital setting under supervision by an intensivist. Note the different strength for IV use.
2. Two 300 microgram doses may be used if neither 1mg/ml vial or 500 microgram auto-injector are available

NOTE: There are no contraindications to adrenaline. Immediate administration of adequate doses of adrenaline will decrease patient mortality and morbidity. All patients with signs of a systemic reaction, especially hypotension, airway swelling or difficulty breathing, should receive immediate intramuscular (IM) adrenaline in the anterolateral thigh.

Antihistamines or corticosteroids have no role in treating the respiratory or cardiovascular manifestations of anaphylaxis. An antihistamine may alleviate the cutaneous manifestations. A non-sedating oral antihistamine is preferred to Chlorphenamine, which may sedate and which may cause hypotension when given IV.

Corticosteroids (preferably given orally) may be indicated if an acute asthma attack may have contributed to the severity of the anaphylaxis.

Authoring Department:	National Haemophilia Council	Version Number: Three
Ratified By:	NCC, CUH Comprehensive Centres and UHG HTC	Published Date: 14/03/2023 Review Date: 14/03/2025
Current version of guidelines available only at www.nationalhaemophilicouncil.ie		
UNCONTROLLED IF PRINTED		

Supportive care for joint bleeds

10.0 Initiate 'PRICE' as supportive care for all joint bleeds

- **Protection:** Reduce weight bearing or stress on the affected joint or muscle by providing crutches or other supports such as a 'collar and cuff' for the arm. Avoid putting weight on the affected side completely for the first 48 hours; and possibly longer if it is a severe bleed.
- **Rest:** The affected arm or leg should be gently placed on a pillow or in a sling or bandage. The individual should not move the bleeding joint.
- **Ice:** Wrap an ice pack in a damp towel and place over bleed. After 5 minutes, remove ice for 10 minutes. Repeat this step for as long as the joint feels hot. This may help decrease pain and bleeding.
- **Compression:** Gentle pressure from a tensor bandage (e.g. Tubigrip, size appropriate for the patient's limb) can help to limit bleeding and support the joint. Use compression carefully with muscle bleeds if a nerve injury is suspected.
- **Elevation:** Raise the affected area above the heart. This may slow blood loss by lowering pressure in the area of the bleed.

Ensure that the patient is referred to a physiotherapist for assessment and treatment.

Authoring Department:	National Haemophilia Council	Version Number: Three
Ratified By:	NCC, CUH Comprehensive Centres and UHG HTC	Published Date: 14/03/2023 Review Date: 14/03/2025
Current version of guidelines available only at www.nationalhaemophiliacouncil.ie		
UNCONTROLLED IF PRINTED		

Surgery Management

11.0 Surgical Management of the Patient with a Bleeding Disorder

- Patients with bleeding disorders should ideally have surgery in a hospital where there is a Haemophilia Comprehensive Care Centre and haemostatic management should be supervised by the CCC Team
- In rare circumstances surgery may need to be performed in a hospital without a CCC, such as in emergencies or where the person needs to avail of specialist surgical services.
- In these circumstances, haemostatic management must be determined by the patient's CCC and it is recommended that the local Haematology service provides on-site consultation

In the event that a person with a bleeding disorder is undergoing surgery in a non-specialist CCC, the clinical staff should ensure the following steps are undertaken:

11.1 Pre- Operative Care

- Confirm the patient's known bleeding diagnosis, baseline levels, inhibitor status and treatment of choice with the patient and the relevant CCC.
- Confirm the patient's virology (i.e. Hepatitis A, B, C and HIV) and TSE at-risk status with the CCC.
- Obtain a written management plan from the CCC.
- Liaise with local Blood Transfusion Laboratory to ensure availability of adequate clotting factor concentrate.
- Ensure a 'No NSAIDS, No Aspirin, No Heparin and No IM injections' note is communicated and recorded clearly in the drug idiosyncrasies section of the patient's prescription form, and in all other relevant healthcare records e.g. Nursing Care Plans etc.
- Ensure that the local Anaesthetic Department / Team are informed that epidural and spinal anaesthesia are generally contra-indicated in patients with bleeding disorders. Discuss with Consultant Haematologist at the CCC if Neuraxial anaesthesia is being considered. This must be clearly documented in the patient's healthcare record.

11.2 Post- Operative Care

- Liaise with the relevant CCC to determine the requirement for ongoing haemostatic treatment and factor levels.

Authoring Department:	National Haemophilia Council	Version Number: Three
Ratified By:	NCC, CUH Comprehensive Centres and UHG HTC	Published Date: 14/03/2023 Review Date: 14/03/2025
Current version of guidelines available only at www.nationalhaemophiliacouncil.ie		
UNCONTROLLED IF PRINTED		

Surgery Management

- Ensure there are adequate supplies of the CFC in the blood transfusion laboratory to cover ongoing CFC requirements.
- Ensure that the patient is provided with adequate haemostatic cover for all invasive procedures e.g. placement of central lines or removal of sutures, clips, drains etc.
- As these procedures are likely to occur some days after the surgery the patient's CCC should be contacted to advise regarding additional treatment requirements.

Authoring Department:	National Haemophilia Council	Version Number: Three
Ratified By:	NCC, CUH Comprehensive Centres and UHG HTC	Published Date: 14/03/2023 Review Date: 14/03/2025
Current version of guidelines available only at www.nationalhaemophiliacouncil.ie		
UNCONTROLLED IF PRINTED		

12.0 Pregnancy Management

- Women who are carriers of FVIII or FIX deficiency or who have a factor deficiency or other bleeding disorder should have an individual management plan for labour and delivery determined collaboratively by the woman, her CCC and the woman's Obstetrician.
- This plan should be made available to the woman, the obstetrical department /provider, the local Haematologist, the Paediatric Haematologist in the relevant CCC and the woman's GP.
- For carriers of FVIII or FIX deficiency, it is recommended that the foetal sex is determined by ultrasound from 18 weeks onwards.
- The CCC should be informed of the sex of the foetus. Foetal sexing is not necessary if the bleeding disorder is not an X-linked disorder.
- Significant proportions of carriers for FVIII or FIX deficiency have low personal factor levels and may need haemostatic treatment peripartum. This will be determined by the woman's CCC.
- The woman's obstetrical department/provider should liaise with their local Blood Transfusion Laboratory to ensure availability of adequate clotting factor concentrate, if indicated.
- The woman's obstetrical department/provider should liaise with the local haematology laboratory and /or the haematology laboratory at Children's Health Ireland at Crumlin or laboratory at CUH if testing of maternal and or neonatal factor levels is anticipated.

12.1 Maternal labour, delivery and postpartum period management

- Patients with low factor levels or a bleeding disorder which does not correct in pregnancy may require haemostatic treatment at the time of delivery.
- The CCC should be contacted to advise on the appropriate treatment, dose and required blood testing.

12.1.1 Neuraxial Anaesthesia

- The use of epidural or spinal anaesthesia is contra-indicated in patients with factor levels less than the laboratory lower limit of the reference range in the third trimester or in patients whose bleeding disorder does not correct in pregnancy.
- Patients with confirmed normal factor levels in the third trimester may receive epidural or spinal anaesthesia if required. In all other cases discuss with the Consultant Haematologist at the CCC.

Authoring Department:	National Haemophilia Council	Version Number: Three
Ratified By:	NCC, CUH Comprehensive Centres and UHG HTC	Published Date: 14/03/2023 Review Date: 14/03/2025
Current version of guidelines available only at www.nationalhaemophiliacouncil.ie		
UNCONTROLLED IF PRINTED		

12.1.2 Analgesia

- The use of Intramuscular injections e.g. Pethidine are contra-indicated in women with low factor levels or a bleeding disorder which does not correct in pregnancy.
- Alternative analgesia such as inhaled nitrous oxide and oxygen or intravenous Remifentanyl is acceptable for patients with low factor levels or a bleeding disorder which does not correct in pregnancy.
- For women with low factor levels or a bleeding disorder which does not correct in pregnancy, appropriate options for analgesia MUST be discussed with the local Maternity unit Anaesthetic service in advance.

12.1.3 Post- Partum Management

- Normal factor levels should be maintained for 3-5 days following vaginal delivery and for 5-7 days after caesarean section.
- In the event the patient with a factor deficiency has received factor replacement to cover the delivery, it will be necessary to send factor levels daily for at least 3 days following vaginal delivery and for at least 5 days following caesarean section.
- Postpartum, factor levels (in particular FVIII and VWF) can fall quickly in women who have low baseline levels but who have had a pregnancy-induced rise in levels and therefore have not needed treatment for labour.
- If a patient with a factor deficiency has excessive bleeding post-partum, factor levels should be sent and advice obtained from the CCC in addition to usual obstetrical management.
- Delayed post-partum haemorrhage is a feature of inherited bleeding disorders and affected women should be provided with emergency contact numbers for their CCC and Obstetric Unit / Provider following discharge.

Authoring Department:	National Haemophilia Council	Version Number: Three
Ratified By:	NCC, CUH Comprehensive Centres and UHG HTC	Published Date: 14/03/2023 Review Date: 14/03/2025
Current version of guidelines available only at www.nationalhaemophiliacouncil.ie		
UNCONTROLLED IF PRINTED		

13.0 Management of the infant during labour and delivery

Please note: The following options are for guidance only as individual delivery plans may vary and the formal delivery plan should be followed in each case.

13.1 Severe or moderately severe haemophilia

Options will depend on the gender of the foetus (if known) and whether the foetus is confirmed as affected.

13.1.1 Option 1 - Fetal sex assigned as male but Haemophilia status unknown

The fetal sex is assigned as male by ultrasound or maternal blood sampling but Haemophilia status unknown:

- There should be a lower threshold to caesarean section due to the need to avoid instrumental delivery. However, the final decision for mode of delivery needs to take into account other obstetric factors, as appropriate. This decision should be made at a senior level, ideally with multidisciplinary involvement.
- Ventouse delivery and/or mid-cavity rotational forceps should be avoided. Lift out forceps can be performed if deemed necessary by the Consultant Obstetrician.
- If an instrumental delivery is performed, there should be urgent analysis of a cord blood sample for foetal factor level (see below), an urgent cranial ultrasound and urgent referral to the Paediatric Haematology service in Children's Health Ireland at Crumlin/CUH.
- Foetal scalp blood sampling and scalp electrodes should be avoided, where possible.
- Factor levels should be measured on a cord blood sample. If the child has had a Ventouse or forceps delivery the factor level should be processed as an emergency. Please send cord blood in a 2.5 mls citrate tube via your laboratory to the laboratory at Children's Health Ireland at Crumlin/CUH.

Please document the sex of baby and the specific factor deficiency on the request form.

- Cranial ultrasound should be performed after an instrumental delivery and prior to discharge in all neonates with confirmed severe or moderate haemophilia.

Note that cranial ultrasound has a low sensitivity for subdural bleeds and if there is clinical suspicion, consideration should be given to MRI or CT imaging.

- Vitamin K should be administered by the oral and not the intramuscular route, in the absence of a documented normal factor level.
- Intramuscular injections should be avoided in infants with haemophilia.
- Routine vaccinations including BCG can be administered without haemostatic support.
- Heel prick can be performed for Guthrie card analysis without haemostatic support.

Authoring Department:	National Haemophilia Council	Version Number: Three
Ratified By:	NCC, CUH Comprehensive Centres and UHG HTC	Published Date: 14/03/2023 Review Date: 14/03/2025
Current version of guidelines available only at www.nationalhaemophiliacouncil.ie		
UNCONTROLLED IF PRINTED		

Management of the infant during labour and delivery

- If the factor level is reduced or there are any concerns regarding bleeding, the Paediatric Haematologist on-call at Children's Health Ireland at Crumlin/CUH should be contacted immediately.

13.1.2 Option 2- Confirmed affected male

The fetus is confirmed as an affected male by amniocentesis and genetic testing:

- Foetal scalp electrodes and foetal capillary sampling should be avoided, where possible.
- Instrumental delivery should be avoided, where possible. In the event that an instrumental delivery is performed, an urgent factor level (see below) and an urgent Cranial Ultrasound should be performed.

Note that cranial ultrasound has a low sensitivity for subdural bleeds and if there is clinical suspicion, consideration should be given to MRI or CT imaging.

- Factor levels should be measured on a cord blood sample. If the child has had a Ventouse or forceps delivery the factor level should be processed as an emergency. Please send cord blood in a 2.5 mls citrate tube via your laboratory to the laboratory at Children's Health Ireland at Crumlin/CUH. Please document the sex of baby and the specific factor deficiency on the request form.
- Vitamin K should be administered by the oral and not the intramuscular route.
- Intramuscular injections should be avoided in infants with haemophilia.
- Routine vaccinations including BCG can be administered without haemostatic support.
- The Heel prick can be performed for Guthrie card analysis without haemostatic support.
- The Paediatric Haematologist on-call at Children's Health Ireland at Crumlin/CUH should be contacted regarding neonatal management.

13.1.3 Option 3- Fetal sex assigned as female but Haemophilia carrier status unknown

- The fetal sex is assigned as female by ultrasound or maternal blood sampling but Haemophilia carrier status is unknown:
- There is no restriction on the use of fetal scalp electrodes or fetal capillary sampling or instrumental delivery if clinically indicated.

However, since a small number of female carriers of haemophilia have low factor levels, there is a potential risk of bleeding complications after such procedures.

- Prompt analysis of cord blood factor levels and clinical awareness are therefore recommended.
- Factor levels should be measured on a cord blood sample. If the child has had a Ventouse or forceps delivery the factor level should be processed as an emergency. Please send cord blood in a 2.5 mls citrate tube via your laboratory to the laboratory at Children's

Authoring Department:	National Haemophilia Council	Version Number: Three
Ratified By:	NCC, CUH Comprehensive Centres and UHG HTC	Published Date: 14/03/2023 Review Date: 14/03/2025
Current version of guidelines available only at www.nationalhaemophiliacouncil.ie		
UNCONTROLLED IF PRINTED		

Management of the infant during labour and delivery

Health Ireland at Crumlin or the laboratory at CUH. Please document the sex of baby and the specific factor deficiency on the request form.

- Cranial ultrasound should be performed after an instrumental delivery in female neonates with low factor levels.

Note that cranial ultrasound has a low sensitivity for subdural bleeds and if there is clinical suspicion, consideration should be given to MRI or CT imaging.

- Vitamin K may be given by intramuscular injection.
- The heel prick test and routine vaccinations may be given without haemostatic support.
- The neonate should be referred to the Paediatric Haematology service in Children's Health Ireland at Crumlin or to the Paediatric Haematologist in CUH, even if initial factor levels are normal.

13.2 Severe bleeding disorder other than FVIII or FIX deficiency

- There should be a lower threshold to caesarean section due to the need to avoid instrumental delivery.
- Ventouse delivery and/or mid-cavity rotational forceps should be avoided. Lift out forceps can be performed if deemed necessary by the Consultant Obstetrician.
- If an instrumental delivery is performed, there should be urgent analysis of a cord blood sample for fetal factor level (see below if applicable), an urgent cranial ultrasound and urgent referral to the Paediatric Haematology service in Children's Health Ireland at Crumlin /CUH.
- Foetal scalp blood sampling and scalp electrodes should be avoided, where possible.
- Factor levels should be measured on a cord blood sample. (In some cases no cord blood haemostatic testing is indicated for this bleeding disorder). If the child has had a Ventouse or forceps delivery the factor level should be processed as an emergency. Please send cord blood in a 2.5 mls citrate tube via your laboratory to the laboratory at Children's Health Ireland at Crumlin/CUH. Please document the sex of baby and the specific factor deficiency on the request form.
- Vitamin K should be administered by the oral and not the intramuscular route.
- Intramuscular injections should be avoided.
- Routine vaccinations including BCG can be administered without haemostatic support.
- The Heel prick can be performed for Guthrie card analysis without haemostatic support.
- If the factor level is reduced or there are any concerns regarding bleeding, the Paediatric Haematologist on-call at Children's Health Ireland at Crumlin/CUH should be contacted immediately.
- The neonate should be referred to Paediatric Haematology in Children's Health Ireland at Crumlin/CUH for out-patient follow up.

Authoring Department:	National Haemophilia Council	Version Number: Three
Ratified By:	NCC, CUH Comprehensive Centres and UHG HTC	Published Date: 14/03/2023 Review Date: 14/03/2025
Current version of guidelines available only at www.nationalhaemophiliascouncil.ie		
UNCONTROLLED IF PRINTED		

13.3 Mild Haemophilia and Mild Bleeding Disorders

There is no restriction on the use of foetal scalp electrodes or foetal capillary sampling or instrumental delivery if clinically indicated. However, there is a potential risk of bleeding complications after such procedures.

- Prompt analysis of cord blood factor levels (if applicable) and clinical awareness of bleeding are therefore recommended.
- If bleeding is suspected, there should be an urgent referral to Paediatric Haematology at Children's Health Ireland at Crumlin/CUH.
- The factor level (if applicable, the delivery plan for some bleeding disorders will specify that no cord blood testing will be required) will should be measured on a cord blood sample.
- If the child has had a Ventouse or forceps delivery the factor level should be processed as an emergency. Please send cord blood in a 2.5 mls citrate tube via your laboratory to the laboratory at Children's Health Ireland at Crumlin/CUH. Please document the sex of baby and the specific factor deficiency on the request form.
- Vitamin K may be given by intramuscular injection.
- The heel prick test and routine vaccinations may be given without haemostatic support.
- The neonate should be referred to the Paediatric Haematology service in Children's Health Ireland at Crumlin/CUH.

Authoring Department:	National Haemophilia Council	Version Number: Three
Ratified By:	NCC, CUH Comprehensive Centres and UHG HTC	Published Date: 14/03/2023 Review Date: 14/03/2025
Current version of guidelines available only at www.nationalhaemophiliacouncil.ie		
UNCONTROLLED IF PRINTED		

References

14.0 References

www.wfh.org

www.hpra.ie/Medicines/findamedicine

www.rcpi.ie/healthcare-leadership/niac/immunisation-guidelines-for-ireland

Authoring Department:	National Haemophilia Council	Version Number: Three
Ratified By:	NCC, CUH Comprehensive Centres and UHG HTC	Published Date: 14/03/2023 Review Date: 14/03/2025
Current version of guidelines available only at www.nationalhaemophiliacouncil.ie		
UNCONTROLLED IF PRINTED		

Appendices

15.0 Appendices

Appendix 1: Quick reference- How to calculate an initial dose of clotting factor concentrate

NB: Treatment plans for patients with bleeding disorders must be agreed with the patient's comprehensive care centre and with the local Haematology service.

Factor VIII/Factor IX/VWD

You need to know:

- The patient's weight in kilograms
- The patient's baseline clotting factor level in % (where 100% = 1.0 IU/ml, 50% = 0.5 IU/ml, 5% = 0.05 IU/ml)
- The site and severity of the bleed (to determine the factor rise needed – see chapters 1-3)
- Any history of inhibitors

Calculation:

- Rise required = desired level of factor concentrate (%) minus baseline factor level (%)
- Dose required in units = [Rise Required (%) multiplied by Weight(kg)] divided by the K factor

K factor is different for different factor concentrates:

Factor Concentrate	K factor
Elocta (FVIII)	2
Alprolix (FIX)	1
Wilate (FVIII and VWF)	2

Bypassing Agents

Bypassing agents: FEIBA and Recombinant factor VIIa (Novoseven) are dosed by weight.

Feiba	50-80 units/kg as a bolus. Maximum dose 200units/kg in 24 hours
NovoSeven	90 micrograms/kg, repeated 2-4 hourly(

Authoring Department:	National Haemophilia Council	Version Number: Three
Ratified By:	NCC, CUH Comprehensive Centres and UHG HTC	Published Date: 14/03/2023 Review Date: 14/03/2025
Current version of guidelines available <u>only</u> at www.nationalhaemophiliacouncil.ie		
UNCONTROLLED IF PRINTED		

Appendices

	except for FVII deficiency, see below)
--	--

Rare bleeding disorders

NB Factor replacement treatment may not be required in all cases (see Chapter 7).

Factor deficiency	Factor replacement	Initial dose
Fibrinogen	Fibrinogen concentrate (Riastap)	50-100mg/kg
Factor II	Prothrombin complex concentrate	20-40 IU/kg
Factor V	SD frozen plasma (Octaplas)	15-25 mls/kg
Factor VII	Recombinant factor VIIa (NovoSeven)	15-30 micrograms/kg
Factor X	Coagadex	25 IU/kg
Factor XI	SD frozen plasma (Octaplas) and Tranexamic acid	15-25 mls/kg 15-20 mg/kg PO QDS
FXIII	Fibrogammin	10-40 IU/kg

Authoring Department:	National Haemophilia Council	Version Number: Three
Ratified By:	NCC, CUH Comprehensive Centres and UHG HTC	Published Date: 14/03/2023 Review Date: 14/03/2025
Current version of guidelines available <u>only</u> at www.nationalhaemophiliacouncil.ie		
UNCONTROLLED IF PRINTED		

Appendix 2: Quick Reference -Administration information on Clotting Factor Concentrates

Note: Please follow hospital policy for the prescription of Clotting Factor Concentrates.

The person administering the concentrate is responsible for recording the batch numbers and the indication for treatment.

NAME	PRESENTATION	Volume of Solvent	USED FOR	Administration Instructions
ELOCTA Recombinant FVIII	250 units 500 units 1000 units 1500 units 2000 units 3000 units	All vials are 3 ml	Factor VIII Deficiency	<ul style="list-style-type: none"> Slow Intravenous Bolus at a max rate of 10mls per min. Can be administered once or twice daily. Once reconstituted use immediately or within 6 hours. Do not place reconstituted solution back in refrigerator. Pre-filled glass syringes are not compatible with clave connectors, therefore if administering Elocta via a clave connector, PICC line or CVAD you should draw the reconstituted solution into a plastic syringe prior to administration.
ALPROLIX Recombinant FIX	250 units 500 units 1000 units 2000 units 3000 units	All vials are 5 ml	Factor IX Deficiency	<ul style="list-style-type: none"> Slow Intravenous Bolus at a max rate of 10mls per min. Can be administered once daily as bolus. Once reconstituted use immediately or within 6 hours. Do not place reconstituted solution back in refrigerator. Pre filled glass syringes are not compatible with clave connectors, therefore if administering Alprolix via a clave connector, PICC line or CVAD you should draw the reconstituted solution into a plastic syringe prior to administration.
NOVOSEVEN Recombinant FVIIa	1mg (50kiu) 2mg	1 ml 2 ml 5 ml	Factor VII Deficiency. FVIII & FIX deficient	<ul style="list-style-type: none"> Slow Intravenous Bolus at a rate not exceeding 5mls per min. Once reconstituted, administer immediately or within 6 hours up to 25 °C NovoSeven should be prescribed in <u>Milligrams</u> only. Pre-filled glass syringes are not compatible with clave connectors,

Authoring Department:	National Haemophilia Council	Version Number: Three
Ratified By:	NCC, CUH Comprehensive Centres and UHG HTC	Published Date: 14/03/2023 Review Date: 14/03/2025
Current version of guidelines available <u>only</u> at www.nationalhaemophilacouncil.ie		
UNCONTROLLED IF PRINTED		

	(100kiu) 5mg (250kiu)		patients with inhibitors.	therefore if administering NovoSeven via a clave connector, PICC line or CVAD you should draw the reconstituted solution in to a plastic syringe prior to administration.
FEIBA Factor Eight Inhibitor Bypassing Agent. Plasma derived	500 units 1000 units 2500 units	10 ml 20 ml 50 ml	FVIII & FIX deficient patients with inhibitors.	<ul style="list-style-type: none"> ▪ Slow Intravenous Bolus at a rate of 2 iu/kg per minute. ▪ Once reconstituted administer immediately or within 3 hours up to 25 °C. ▪ Do not place reconstituted solution back in refrigerator.
WILATE FVIII & VWF Plasma derived	500 units 1000 units	5 ml 10 ml	Von Willebrand Disease not responsive to DDAVP.	<ul style="list-style-type: none"> ▪ Slow Intravenous Bolus at a rate not exceeding 3mls per minute. ▪ Once reconstituted administer immediately or within 4 hours up to 25 °C. ▪ Do not place reconstituted solution back in refrigerator.
FIBROGAM MIN FXIII Concentrate Plasma derived	250iu		FXIII Deficiency	<ul style="list-style-type: none"> ▪ Slow Intravenous Bolus at a rate not exceeding 4mls per minute. ▪ Once reconstituted administer immediately or within 8 hours once stored between 2-8°C.
Coagadex Plasma Derived		2.5 ml	FX Deficiency	<ul style="list-style-type: none"> ▪ Slow Intravenous Bolus at a rate not exceeding 10mls per minute. ▪ Once reconstituted use immediately or within 1hour up to 25 °C.

Authoring Department:	National Haemophilia Council	Version Number: Three
Ratified By:	NCC, CUH Comprehensive Centres and UHG HTC	Published Date: 14/03/2023 Review Date: 14/03/2025
Current version of guidelines available <u>only</u> at www.nationalhaemophiliacouncil.ie		
UNCONTROLLED IF PRINTED		

Factor X	250 units 500 units	5 ml		<ul style="list-style-type: none"> Do not place reconstituted solution back in refrigerator.
RIASTAP Fibrinogen Concentrate Plasma Derived	1 gram	Use 50ml solution (not supplied with product)	Fibrinogen Deficiency	<ul style="list-style-type: none"> Reconstitute each 1g with 50mls Water for Injection (not supplied with product). Slow Intravenous Bolus or infusion drip at a rate not exceeding 5mls per minute. Once reconstituted use immediately or within 8 hours up to 25 °C. Do not place reconstituted solution back in refrigerator.
Veyvondi Recombinant VWF	650 units 1300 units	5 ml 10 ml	Adults (age 18 years & over) with Von Willebrand Disease not response to DDAVP	<ul style="list-style-type: none"> Slow intravenous bolus at a max rate of 4mls per minute Once reconstituted use immediately or within 3 hours (up to 25 Celsius) Do not place the reconstituted solution back in refrigerator It is important to allow the reconstituted solution to stand for 5 minutes while the two vials are still connected. The vials should then be gently swirled to ensure the powder is completely dissolved before drawing the solution in to a plastic syringe It is not uncommon for a few flakes or particles to remain in the product vial after reconstitution. The filter within the Mix2Vial device will prevent the particles from transferring to the syringe. You should not use the product if the solution in the syringe appears cloudy or contains flakes or particles after filtration If you need to co-administer rFVIII, the rFVIII should be administered within 10 minutes of the infusion of Veyvondi being administered

The SPC details and the reconstitution guidelines can be found by searching for the medicine either via HPRA www.hpra.ie (find a medicine) or via EMA <https://www.ema.europa.eu/en/medicines> . At the time of use please read all instructions for the reconstitution and administration which are included in the product box. The tamperproof label of the CFC boxes should not be opened for instructions unless the product is going to be used. As already outlined above and guidance on the reconstitution of CFC can be found via HPRA or EMA websites.

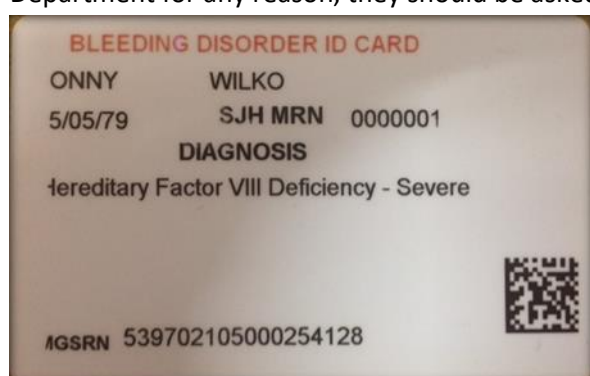
Authoring Department:	National Haemophilia Council	Version Number: Three
Ratified By:	NCC, CUH Comprehensive Centres and UHG HTC	Published Date: 14/03/2023 Review Date: 14/03/2025
Current version of guidelines available only at www.nationalhaemophilicouncil.ie		
UNCONTROLLED IF PRINTED		

Appendix 3: Quick Reference- Emergency treatment of patients with bleeding disorders

In Ireland, patients with bleeding disorders such as Haemophilia, Von Willebrand disease, Rare bleeding disorders and Platelet function disorders are registered with a Comprehensive Care Centre (CCC) for the treatment of these conditions. The CCCs are in St James's Hospital and Cork University Hospital for adults (>16 years old) and in Children's Health Ireland at Crumlin and Cork University Hospital for children (< 16 years old).

There is a Consultant Haematologist and Specialist Registrar available for advice 24/7 in the CCCs – in an emergency, contact the hospital switchboard and ask for the Haematology doctor on call: St James's Hospital 01 4103000; Cork University Hospital 021 4546400; Children's Health Ireland at Crumlin 01 4096100.

All registered patients with bleeding disorders in Ireland should have a registration card which shows their diagnosis on the front and the contact details for their CCC on the back. If a patient attends an Emergency Department for any reason, they should be asked for their registration card (see example below).



Some patients may also present a Bleeding Disorder Alert card (see example below) which is evidence that they have a bleeding disorder and shows the contact details of the CCC they attend.



If a patient does not have a registration or bleeding disorder card, they should know which CCC they attend for follow-up.

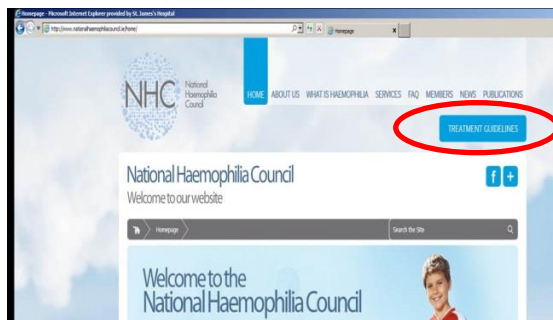
Key points for the emergency treatment of patients with bleeding disorders:

1. **PHONE the patient's CCC** to confirm the diagnosis, blood levels and haemostatic treatment of choice IMMEDIATELY. The **local Haematology service** should also be informed as they will need to co-ordinate local treatment stocks and give local advice and support.
2. **TREAT the patient before other investigations** – for patients with bleeding disorders, even soft tissue injuries can result in significant bleeding so haemostatic treatment is needed as soon as

Authoring Department:	National Haemophilia Council	Version Number: Three
Ratified By:	NCC, CUH Comprehensive Centres and UHG HTC	Published Date: 14/03/2023 Review Date: 14/03/2025
Current version of guidelines available only at www.nationalhaemophiliacouncil.ie		
UNCONTROLLED IF PRINTED		

possible. The CCC will advise on what haemostatic treatment to give. Standard management for bleeding should also be given e.g. transfusion of red cells if required.

3. **Treatment available locally:** All public hospital Blood Transfusion laboratories in Ireland have one dose of the clotting factor concentrates used for Haemophilia and Von Willebrand disease, stored in the Blood Transfusion Laboratory. This will be enough to stabilise the patient and emergency stocks of clotting factor concentrates can be sent to any hospital within hours if necessary.
4. **Treatment guidelines** are available online for all of the bleeding disorders giving step-by-step guidance for managing these patients as well as help for reconstituting and administering haemostatic treatments and advice on pain management - <http://www.nationalhaemophiliacouncil.ie/home/> (see homepage picture below – tab highlighted with red oval).



National treatment guideline chapters are arranged by diagnosis while appendices contain information on factor administration and pain relief.

5. **Transfer** to a CCC may be arranged if necessary but only after initial haemostatic treatment has been given and the patient has been stabilised.

Authoring Department:	National Haemophilia Council	Version Number: Three
Ratified By:	NCC, CUH Comprehensive Centres and UHG HTC	Published Date: 14/03/2023 Review Date: 14/03/2025
Current version of guidelines available only at www.nationalhaemophiliacouncil.ie		
UNCONTROLLED IF PRINTED		